

To: Board of Education
Dr. Eric Olson, Superintendent

From: Valerie Varhalla, Director of Business Services

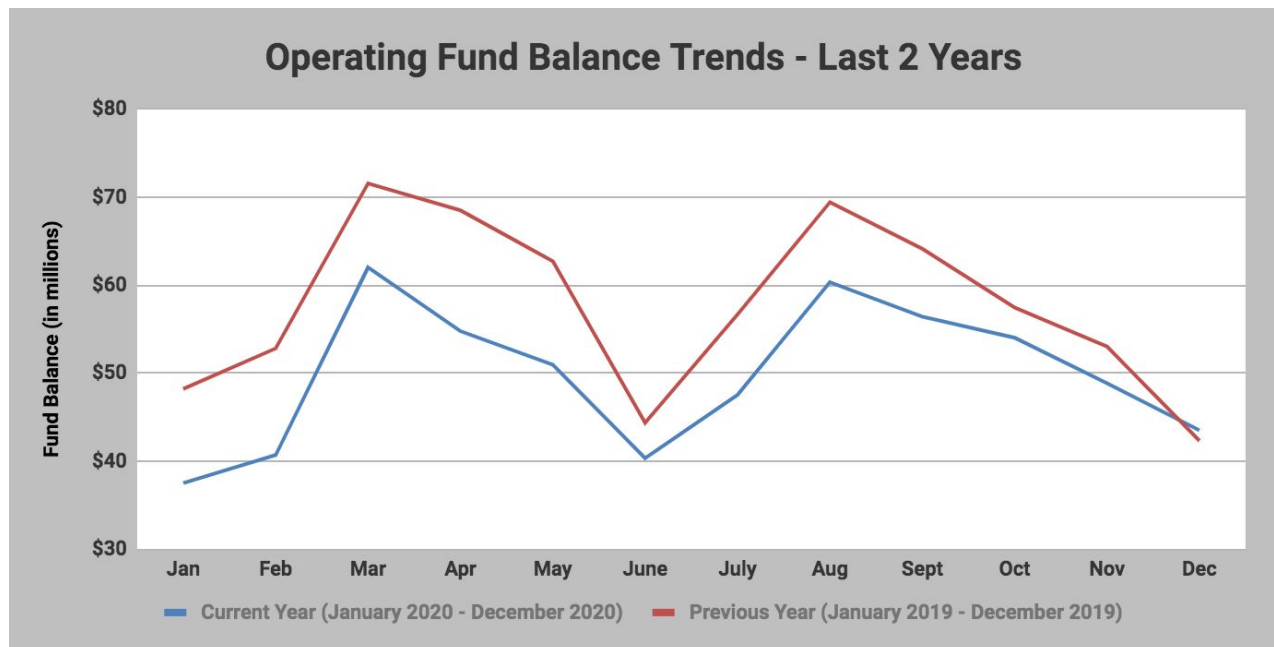
Date: February 11, 2021

Subject: Financial Update for the Period Ending December 31, 2020

Attached for your review are the following reports as of December 31, 2020:

- Fund Balance Report
- Revenue Summary Report
- Expenditure Summary Report

Fund balance in the Operating Funds decreased by \$5.4 million in December to \$43.5 million. The graph below shows a comparison of monthly fund balances over the last two years. The spikes in fund balance during July/August and February/March represent the District's property tax collections, which make up approximately 85% of the District's total annual revenues. It's very important for school districts to maintain fund balance reserves that are sufficient to cover operations in between those months, particularly during the fall/winter when revenues are typically scarce.



The most recent 12-month period followed a similar trend as the preceding year. Some notable exceptions are:

- February-Fund balance typically increases starting in February due to the first installment of property tax revenue collections.
- May and June – The two fund balance lines decreased at varying angles because the District's biweekly payroll schedule produced a different number of payrolls each month.
- In October 2020, fund balance in Capital Projects (fund 60) did drop negative. At the end of each calendar year, the District does a transfer from the Education to Operations and Maintenance to Capital Projects to cover then necessary construction. The district is just finishing making all the necessary Capital Projects payments for the school year and will provide the Board with a resolution to transfer the necessary funds.

From a macro-level perspective, the District continues to have a strong financial position at the end of the second quarter of the fiscal year. Fund balance is expected to continue declining over the next month of operations when revenues are less substantial. Throughout this long-term planning and forecasting the District continues to maintain the goal of operating within its means.

Revenue Summary - December

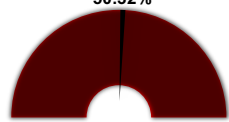
Total revenue for the District was 46% of budgeted revenues as of December 31 for all funds. This is in line with last year's pace. The District received \$190,000 in property tax revenues this month.

State and federal revenue was insignificant. The District received the standard two installments of Evidence Based Funding from the State (\$306,000) and \$42,500 for Corporate Personal Property Replacement Tax (CPPRT).

Educational | Operations and Maintenance | Transportation | IMRF | Working Cash | Tort

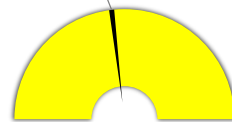
For the Period Ending December 31, 2020

**Projected Year-End Balances
as % of Budgeted Revenue**



Actual YTD Revenues

45.42%



Projected YTD Revenues
46.04%

Actual YTD Local Sources


44.24%



Projected YTD Local Sources
46.29%

Actual YTD State Sources

52.88%



Projected YTD State Sources
42.28%

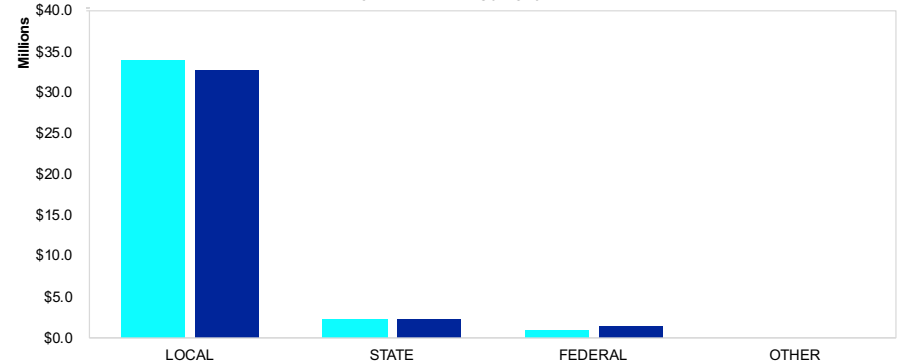
All Funds | Top 10 Sources of Revenue YTD

Ad Valorem Taxes	\$32,396,641
Unrestricted Grants-in-Aid	\$1,530,510
Federal Special Education	\$1,036,215
State Transportation Reimbursement	\$629,609
Payments in Lieu of Taxes	\$511,724
Restricted Grants-In-Aid Received from the Federal Govt Thru	\$300,177
Earnings on Investments	\$261,703
Textbook Income	\$228,582
Special Education	\$129,393
Tuition	\$108,533

Percent of Total Revenues Year-to-Date 99.40%

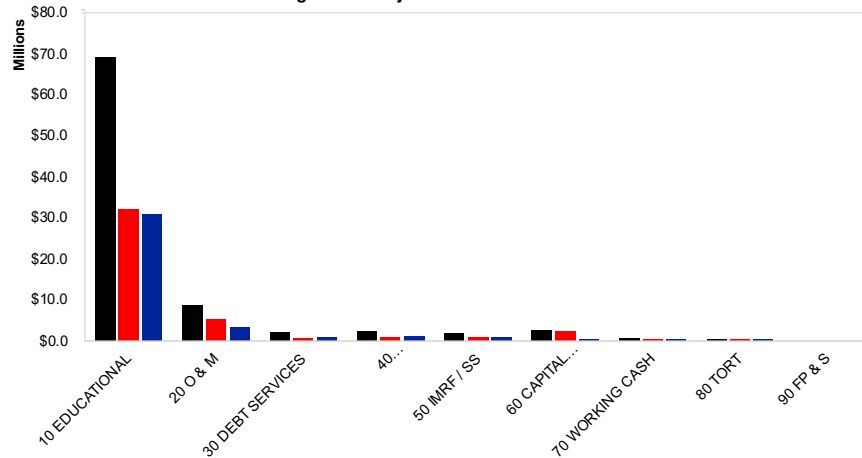
Revenues by Source

■ Prior YTD ■ Current YTD



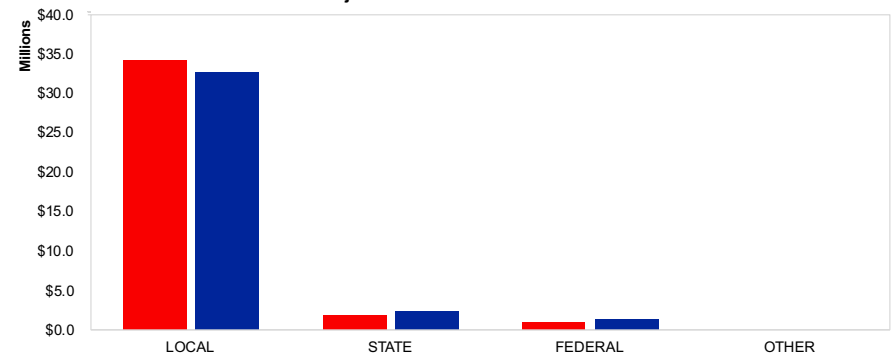
Revenues by Fund

■ Budget ■ Projected YTD ■ Actual YTD



Revenues by Source

■ Projected YTD ■ Current YTD



Expenditure Summary - December

After six months of activity (or 1/2 of the fiscal year), the District has expended 46% of its overall budget which is slightly ahead of last year's pace (45%).

Table 1 below shows the year-to-date percentage of the payroll budget (salaries and benefits) that has been spent after each month as compared to last year. Total payroll expenditures are trending as projected in the budget.

Table 1: Payroll Expenditures

Month	YTD Percent of Budget Spent	
	2020-21	2019-20
December	41%	41%
November	33%	33%
October	25%	25%
September	14%	14%
August	6%	7%
July	1%	0%

Table 2 displays the cumulative percentage of the accounts payable budget (purchased services, supplies, equipment, etc.) that has been spent after each month versus last year.

Table 2: Accounts Payable Expenditures

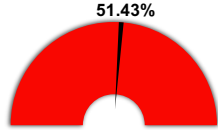
Month	YTD Percent of Budget Spent	
	2020-21	2019-20
December	59%	54%
November	54%	48%
October	33%	41%
September	31%	33%
August	26%	24%
July	15%	12%

Accounts payable spending is running ahead of last year's budget pace. Since the worldwide pandemic, the District has been conservative in its spending. More resources are needed to ensure students and staff have all the necessary tools to provide the best quality education during these uncertain times.

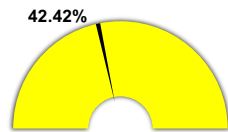
Educational | Operations and Maintenance | Transportation | IMRF | Working Cash | Tort

For the Period Ending December 31, 2020

Projected Year-End Balances
as % of Budgeted Expenditures

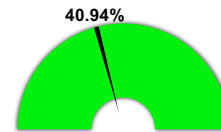


Actual YTD Expenditures



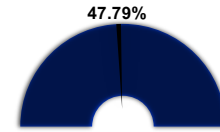
Projected YTD Expenditures
43.43%

Actual YTD Salaries / Benefits



Projected YTD Salaries / Benefits
40.17%

Actual YTD Other Objects



Projected YTD Other Objects
55.19%

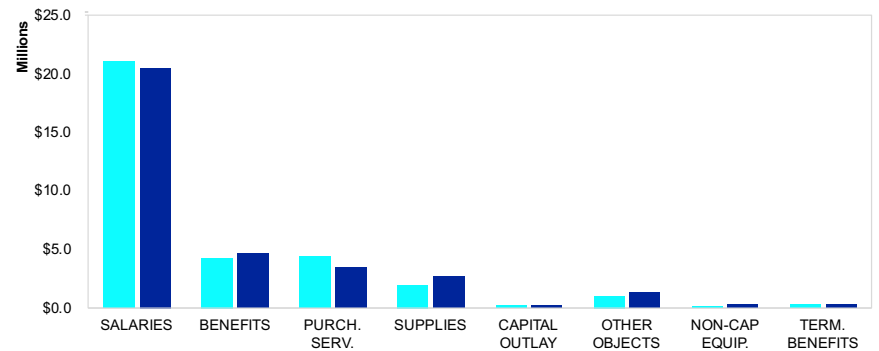
All Funds | Top 10 Expenditures by Program YTD

Regular Programs	\$12,363,231
Support Services - Business	\$10,062,557
Support Services - Instructional Staff	\$3,339,949
Special Education/Remedial Programs	\$3,328,904
Support Services - Pupils	\$2,280,433
Debt Services - Payments of Principal on Long-term Debt	\$2,142,262
Support Services - School Administration	\$1,638,391
Payments to Other Govt. Units - Tuition (In-State)	\$1,134,664
Support Services - General Administration	\$940,650
Support Services - Central	\$862,411

Percent of Total Expenditures Year-to-Date **92.20%**

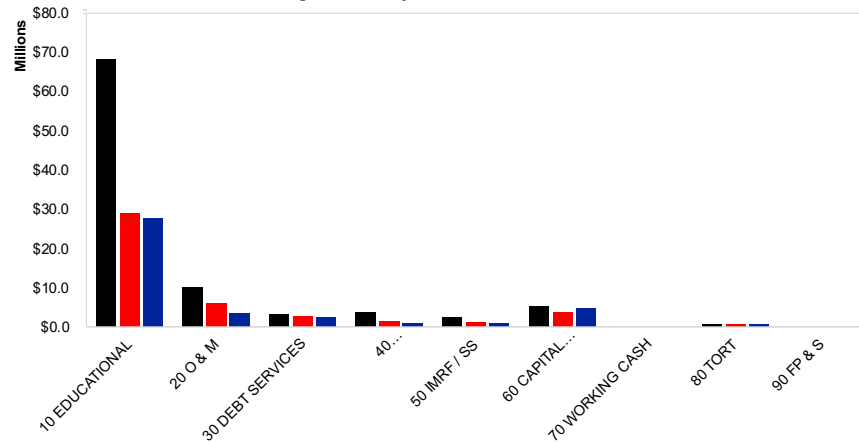
Expenditures by Object

■ Prior YTD ■ Current YTD



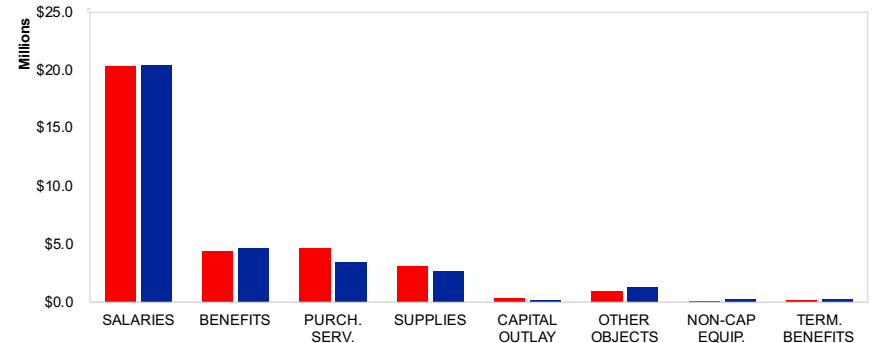
Expenditures by Fund

■ Budget ■ Projected YTD ■ Actual YTD



Expenditures by Object

■ Projected YTD ■ Current YTD



Community Consolidated School District No. 64

Fund Balances

Fiscal Year: 2020-2021

Month: December

Year: 2020

Fund Type: Operating

☐ Include Cash Balance

☐ FY End Report

<u>Fund</u>	<u>Description</u>	<u>Beginning Balance</u>	<u>Revenue</u>	<u>Expense</u>	<u>Transfers</u>	<u>Fund Balance</u>
10	Education Fund	\$32,122,994.16	\$30,847,785.82	(\$27,766,754.08)	\$0.00	\$35,204,025.90
20	Operations & Maintenance Fund	\$3,478,196.17	\$3,148,591.80	(\$3,281,394.57)	\$0.00	\$3,345,393.40
40	Transportation Fund	\$1,924,279.79	\$1,106,261.65	(\$776,739.54)	\$0.00	\$2,253,801.90
50	Municipal Retirement Fund	\$834,815.39	\$406,275.06	(\$464,831.79)	\$0.00	\$776,258.66
51	Social Security/Medicare Fund	\$585,806.83	\$477,771.08	(\$511,836.65)	\$0.00	\$551,741.26
70	Working Cash Fund	\$812,220.81	\$261,207.35	\$0.00	\$0.00	\$1,073,428.16
80	Tort Fund	\$617,632.11	\$192,220.18	(\$501,169.00)	\$0.00	\$308,683.29
Grand Total:		\$40,375,945.26	\$36,440,112.94	(\$33,302,725.63)	\$0.00	\$43,513,332.57

End of Report

Community Consolidated School District No. 64

Fund Balances

Fiscal Year: 2020-2021

Month: December

Year: 2020

Fund Type: Non-Operating

☐ Include Cash Balance

☐ FY End Report

<u>Fund</u>	<u>Description</u>	<u>Beginning Balance</u>	<u>Revenue</u>	<u>Expense</u>	<u>Transfers</u>	<u>Fund Balance</u>
30	Debt Services Fund	\$3,667,378.08	\$915,534.99	(\$2,327,591.09)	\$0.00	\$2,255,321.98
60	Capital Projects Fund	\$3,100,311.72	\$1,933.32	(\$4,532,657.39)	\$0.00	(\$1,430,412.35)
61	Cap Projects Fund - 2017 Debt Certs	\$0.00	\$0.00	\$0.00	\$0.00	\$0.00
Grand Total:		\$6,767,689.80	\$917,468.31	(\$6,860,248.48)	\$0.00	\$824,909.63

End of Report

Community Consolidated School District No. 64

General Ledger - BOARD REVENUE REPORT

Fiscal Year: 2020-2021 From Date:12/1/2020 To Date:12/31/2020

Account Mask: ??????????????????????

Account Type: Revenue

☐ Print accounts with zero balance

☐ Include Inactive Accounts

☐ Include PreEncumbrance

FUND / SOURCE	FY20-21 Budget	Range To Date	Year To Date	Encumbrance	Budget Balance
10 - Education Fund					
1111 - Current Year Levy	(\$30,510,372.00)	\$0.00	\$0.00	\$0.00	(\$30,510,372.00)
1112 - Prior Year Levy	(\$23,898,845.00)	(\$167,875.19)	(\$24,481,364.73)	\$0.00	\$582,519.73
1113 - Other Prior Years Levy	\$500,000.00	\$24,894.49	\$196,005.59	\$0.00	\$303,994.41
1141 - Special Ed Current Year Levy	(\$2,722,500.00)	\$0.00	\$0.00	\$0.00	(\$2,722,500.00)
1142 - Special Ed Prior Year Levy	(\$2,247,975.00)	(\$16,285.17)	(\$2,374,878.14)	\$0.00	\$126,903.14
1143 - Spec Ed Other Prior Years Levy	\$55,000.00	\$2,518.13	\$19,826.39	\$0.00	\$35,173.61
1230 - Corp Personal Prop Replacement Tax	(\$1,119,014.00)	(\$42,515.94)	(\$511,723.51)	\$0.00	(\$607,290.49)
1311 - Regular Tuition	(\$154,000.00)	(\$13,858.00)	(\$66,200.00)	\$0.00	(\$87,800.00)
1321 - Summer School Tuition	(\$240,000.00)	\$0.00	(\$42,333.32)	\$0.00	(\$197,666.68)
1510 - Interest on Investments	(\$484,000.00)	(\$33,171.46)	(\$202,964.98)	\$0.00	(\$281,035.02)
1611 - Pupil Lunch	(\$800,000.00)	\$138.75	(\$10,725.85)	\$0.00	(\$789,274.15)
1710 - Athletic Fees	(\$28,000.00)	\$0.00	\$0.00	\$0.00	(\$28,000.00)
1711 - Athletics Admissions	(\$500.00)	\$0.00	\$0.00	\$0.00	(\$500.00)
1723 - Instrumental Music Fees	(\$24,000.00)	(\$280.00)	(\$8,444.79)	\$0.00	(\$15,555.21)
1724 - Chorus Fees	(\$450.00)	\$0.00	\$0.00	\$0.00	(\$450.00)
1726 - Library Fines	(\$400.00)	(\$10.00)	(\$27.00)	\$0.00	(\$373.00)
1727 - Chromebook Fees	(\$72,000.00)	(\$1,010.00)	(\$23,930.24)	\$0.00	(\$48,069.76)
1790 - Miscellaneous Student Fees	\$0.00	\$0.00	(\$49.24)	\$0.00	\$49.24
1810 - Registration Fees	(\$720,000.00)	(\$3,433.82)	(\$228,582.15)	\$0.00	(\$491,417.85)
1910 - Rentals	(\$75,000.00)	\$0.00	\$0.00	\$0.00	(\$75,000.00)
1920 - Donations	\$0.00	\$0.00	(\$75.00)	\$0.00	\$75.00
1950 - Refund Prior Year Expenditures	\$0.00	\$0.00	(\$5,040.41)	\$0.00	\$5,040.41
1960 - TIF - New Property	(\$441,000.00)	\$0.00	\$0.00	\$0.00	(\$441,000.00)
1993 - PREA Reimbursement	\$0.00	\$0.00	(\$240.00)	\$0.00	\$240.00
1996 - PRTAA Reimbursement	\$0.00	\$0.00	(\$480.00)	\$0.00	\$480.00
1997 - E-Rate	(\$50,000.00)	(\$4,000.00)	(\$22,123.17)	\$0.00	(\$27,876.83)
1998 - Extended Day Kdgn Fees	(\$500,000.00)	\$0.00	\$17,500.00	\$0.00	(\$517,500.00)
1999 - Other Local Revenues	(\$5,000.00)	\$20.92	(\$10,680.80)	\$0.00	\$5,680.80
3001 - Evidence-Based Funding	(\$3,367,111.42)	(\$306,102.00)	(\$1,530,510.00)	\$0.00	(\$1,836,601.42)
3100 - Special Ed Private Facility	(\$125,000.00)	\$0.00	(\$78,919.93)	\$0.00	(\$46,080.07)
3120 - Special Ed Orphanage Individ	\$0.00	\$0.00	(\$50,472.59)	\$0.00	\$50,472.59
3360 - State Free Lunch	(\$700.00)	(\$42.52)	(\$366.02)	\$0.00	(\$333.98)
3999 - Other State Revenue	\$0.00	\$0.00	(\$3,405.75)	\$0.00	\$3,405.75

Community Consolidated School District No. 64

General Ledger - BOARD REVENUE REPORT

Fiscal Year: 2020-2021 From Date:12/1/2020 To Date:12/31/2020

Account Mask: ??????????????????????

Account Type: Revenue

☐ Print accounts with zero balance

☐ Include Inactive Accounts

☐ Include PreEncumbrance

FUND / SOURCE	FY20-21 Budget	Range To Date	Year To Date	Encumbrance	Budget Balance
4215 - Special Milk	(\$17,000.00)	(\$164.63)	(\$393.25)	\$0.00	(\$16,606.75)
4300 - Title I Low Income	(\$201,000.00)	\$0.00	(\$85,391.00)	\$0.00	(\$115,609.00)
4400 - Title IV SSAE	(\$10,000.00)	\$0.00	(\$5,404.00)	\$0.00	(\$4,596.00)
4600 - IDEA Preschool	(\$18,800.00)	\$0.00	(\$4,768.00)	\$0.00	(\$14,032.00)
4620 - IDEA Flow Through	(\$1,159,278.00)	\$0.00	(\$961,677.00)	\$0.00	(\$197,601.00)
4625 - IDEA Room & Board	(\$49,000.00)	(\$3,005.66)	(\$69,769.78)	\$0.00	\$20,769.78
4932 - Title II Teacher Quality	(\$67,000.00)	\$0.00	(\$18,391.00)	\$0.00	(\$48,609.00)
4991 - Medicaid Admin Outreach	(\$132,000.00)	(\$8,325.83)	(\$42,818.02)	\$0.00	(\$89,181.98)
4992 - Medicaid Fee for Service	(\$121,000.00)	\$0.00	(\$81,555.13)	\$0.00	(\$39,444.87)
4998 - Other Federal Programs	\$0.00	\$0.00	(\$157,413.00)	\$0.00	\$157,413.00
4999 - Other Federal Revenue	(\$171,000.00)	\$0.00	\$0.00	\$0.00	(\$171,000.00)
10 - Education Fund Total:	(\$68,976,945.42)	(\$572,507.93)	(\$30,847,785.82)	\$0.00	(\$38,129,159.60)

Community Consolidated School District No. 64

General Ledger - BOARD REVENUE REPORT

Fiscal Year: 2020-2021 From Date:12/1/2020 To Date:12/31/2020

Account Mask: ??????????????????????

Account Type: Revenue

☐ Print accounts with zero balance

☐ Include Inactive Accounts

☐ Include PreEncumbrance

FUND / SOURCE

FY20-21 Budget

Range To Date

Year To Date

Encumbrance

Budget Balance

20 - Operations & Maintenance Fund

1111 - Current Year Levy	(\$2,983,752.00)	\$0.00	\$0.00	\$0.00	(\$2,983,752.00)
1112 - Prior Year Levy	(\$3,013,875.00)	(\$21,170.72)	(\$3,087,341.59)	\$0.00	\$73,466.59
1113 - Other Prior Years Levy	\$60,000.00	\$2,971.40	\$23,395.16	\$0.00	\$36,604.84
1510 - Interest on Investments	(\$45,800.00)	(\$3,808.55)	(\$23,575.65)	\$0.00	(\$22,224.35)
1910 - Rentals	(\$50,000.00)	(\$1,250.00)	(\$1,250.00)	\$0.00	(\$48,750.00)
1921 - PTO Donations	(\$21,550.00)	\$0.00	(\$1,299.91)	\$0.00	(\$20,250.09)
1961 - TIF - New Student	(\$160,000.00)	\$0.00	\$0.00	\$0.00	(\$160,000.00)
1999 - Other Local Revenues	(\$18,000.00)	(\$10.00)	(\$1,929.98)	\$0.00	(\$16,070.02)
3999 - Other State Revenue	\$0.00	\$0.00	(\$56,589.83)	\$0.00	\$56,589.83
20 - Operations & Maintenance Fund Total:	(\$6,232,977.00)	(\$23,267.87)	(\$3,148,591.80)	\$0.00	(\$3,084,385.20)

Community Consolidated School District No. 64

General Ledger - BOARD REVENUE REPORT

Fiscal Year: 2020-2021 From Date:12/1/2020 To Date:12/31/2020

Account Mask: ??????????????????????

Account Type: Revenue

☐ Print accounts with zero balance

☐ Include Inactive Accounts

☐ Include PreEncumbrance

FUND / SOURCE

FY20-21 Budget

Range To Date

Year To Date

Encumbrance

Budget Balance

30 - Debt Services Fund

1111 - Current Year Levy	(\$189,984.00)	\$0.00	\$0.00	\$0.00	(\$189,984.00)
1112 - Prior Year Levy	(\$892,091.00)	(\$6,266.35)	(\$913,826.72)	\$0.00	\$21,735.72
1113 - Other Prior Years Levy	\$20,000.00	\$968.96	\$7,629.06	\$0.00	\$12,370.94
1510 - Interest on Investments	(\$26,400.00)	(\$1,435.00)	(\$9,337.33)	\$0.00	(\$17,062.67)
30 - Debt Services Fund Total:	(\$1,088,475.00)	(\$6,732.39)	(\$915,534.99)	\$0.00	(\$172,940.01)

Community Consolidated School District No. 64

General Ledger - BOARD REVENUE REPORT

Fiscal Year: 2020-2021 From Date:12/1/2020 To Date:12/31/2020

Account Mask: ??????????????????????

Account Type: Revenue

☐ Print accounts with zero balance

☐ Include Inactive Accounts

☐ Include PreEncumbrance

FUND / SOURCE

FY20-21 Budget

Range To Date

Year To Date

Encumbrance

Budget Balance

40 - Transportation Fund

1111 - Current Year Levy	(\$813,750.00)	\$0.00	\$0.00	\$0.00	(\$813,750.00)
1112 - Prior Year Levy	(\$463,673.00)	(\$3,257.03)	(\$474,975.63)	\$0.00	\$11,302.63
1113 - Other Prior Years Levy	\$30,000.00	\$1,158.34	\$9,120.11	\$0.00	\$20,879.89
1411 - Pay Rider Fees	(\$13,000.00)	\$0.00	(\$2,439.00)	\$0.00	(\$10,561.00)
1510 - Interest on Investments	(\$42,250.00)	(\$1,484.38)	(\$8,358.41)	\$0.00	(\$33,891.59)
3500 - Regular Transportation	(\$21,000.00)	\$0.00	(\$19,068.40)	\$0.00	(\$1,931.60)
3510 - Special Ed Transportation	(\$930,000.00)	\$0.00	(\$610,540.32)	\$0.00	(\$319,459.68)
40 - Transportation Fund Total:	(\$2,253,673.00)	(\$3,583.07)	(\$1,106,261.65)	\$0.00	(\$1,147,411.35)

Community Consolidated School District No. 64

General Ledger - BOARD REVENUE REPORT

Fiscal Year: 2020-2021 From Date:12/1/2020 To Date:12/31/2020

Account Mask: ??????????????????????

Account Type: Revenue

☐ Print accounts with zero balance

☐ Include Inactive Accounts

☐ Include PreEncumbrance

FUND / SOURCE

FY20-21 Budget

Range To Date

Year To Date

Encumbrance

Budget Balance

50 - Municipal Retirement Fund					
1111 - Current Year Levy	(\$217,000.00)	\$0.00	\$0.00	\$0.00	(\$217,000.00)
1112 - Prior Year Levy	(\$393,897.00)	(\$2,768.55)	(\$403,739.09)	\$0.00	\$9,842.09
1113 - Other Prior Years Levy	\$12,000.00	\$402.88	\$3,172.07	\$0.00	\$8,827.93
1230 - Corp Personal Prop Replacement Tax	(\$50,000.00)	\$0.00	\$0.00	\$0.00	(\$50,000.00)
1510 - Interest on Investments	(\$12,700.00)	(\$946.50)	(\$5,708.04)	\$0.00	(\$6,991.96)
50 - Municipal Retirement Fund Total:	(\$661,597.00)	(\$3,312.17)	(\$406,275.06)	\$0.00	(\$255,321.94)

Community Consolidated School District No. 64

General Ledger - BOARD REVENUE REPORT

Fiscal Year: 2020-2021 From Date:12/1/2020 To Date:12/31/2020

Account Mask: ??????????????????????

Account Type: Revenue

☐ Print accounts with zero balance

☐ Include Inactive Accounts

☐ Include PreEncumbrance

FUND / SOURCE

FY20-21 Budget

Range To Date

Year To Date

Encumbrance

Budget Balance

51 - Social Security/Medicare Fund

1151 - Soc Sec Current Year Levy	(\$651,000.00)	\$0.00	\$0.00	\$0.00	(\$651,000.00)
1152 - Soc Sec Prior Year Levy	(\$463,673.00)	(\$3,257.03)	(\$474,975.63)	\$0.00	\$11,302.63
1153 - Soc Sec Other Prior Years Levy	\$16,000.00	\$453.27	\$3,568.77	\$0.00	\$12,431.23
1230 - Corp Personal Prop Replacement Tax	(\$68,000.00)	\$0.00	\$0.00	\$0.00	(\$68,000.00)
1510 - Interest on Investments	(\$10,625.00)	(\$1,004.34)	(\$6,364.22)	\$0.00	(\$4,260.78)
51 - Social Security/Medicare Fund Total:	(\$1,177,298.00)	(\$3,808.10)	(\$477,771.08)	\$0.00	(\$699,526.92)

Community Consolidated School District No. 64

General Ledger - BOARD REVENUE REPORT

Fiscal Year: 2020-2021 From Date:12/1/2020 To Date:12/31/2020

Account Mask: ??????????????????????

Account Type: Revenue

☐ Print accounts with zero balance

☐ Include Inactive Accounts

☐ Include PreEncumbrance

FUND / SOURCE

FY20-21 Budget

Range To Date

Year To Date

Encumbrance

Budget Balance

60 - Capital Projects Fund

1510 - Interest on Investments	(\$14,140.00)	\$0.00	(\$222.72)	\$0.00	(\$13,917.28)
1950 - Refund Prior Year Expenditures	\$0.00	\$0.00	(\$1,710.60)	\$0.00	\$1,710.60
60 - Capital Projects Fund Total:	(\$14,140.00)	\$0.00	(\$1,933.32)	\$0.00	(\$12,206.68)

Community Consolidated School District No. 64

General Ledger - BOARD REVENUE REPORT

Fiscal Year: 2020-2021 From Date:12/1/2020 To Date:12/31/2020

Account Mask: ??????????????????????

Account Type: Revenue

☐ Print accounts with zero balance

☐ Include Inactive Accounts

☐ Include PreEncumbrance

FUND / SOURCE

FY20-21 Budget

Range To Date

Year To Date

Encumbrance

Budget Balance

70 - Working Cash Fund

1111 - Current Year Levy	(\$326,700.00)	\$0.00	\$0.00	\$0.00	(\$326,700.00)
1112 - Prior Year Levy	(\$247,496.00)	(\$1,791.35)	(\$261,233.34)	\$0.00	\$13,737.34
1113 - Other Prior Years Levy	\$6,000.00	\$276.98	\$2,180.79	\$0.00	\$3,819.21
1510 - Interest on Investments	(\$7,000.00)	(\$397.30)	(\$2,154.80)	\$0.00	(\$4,845.20)
70 - Working Cash Fund Total:	(\$575,196.00)	(\$1,911.67)	(\$261,207.35)	\$0.00	(\$313,988.65)

Community Consolidated School District No. 64

General Ledger - BOARD REVENUE REPORT

Fiscal Year: 2020-2021 From Date:12/1/2020 To Date:12/31/2020

Account Mask: ??????????????????????

Account Type: Revenue

☐ Print accounts with zero balance

☐ Include Inactive Accounts

☐ Include PreEncumbrance

FUND / SOURCE

FY20-21 Budget

Range To Date

Year To Date

Encumbrance

Budget Balance

80 - Tort Fund

1121 - Tort Current Year Levy	(\$162,750.00)	\$0.00	\$0.00	\$0.00	(\$162,750.00)
1122 - Tort Prior Year Levy	(\$185,469.00)	(\$1,302.86)	(\$189,996.78)	\$0.00	\$4,527.78
1123 - Tort Other Prior Years Levy	\$8,000.00	\$100.73	\$793.10	\$0.00	\$7,206.90
1510 - Interest on Investments	(\$7,000.00)	(\$501.18)	(\$3,016.50)	\$0.00	(\$3,983.50)
80 - Tort Fund Total:	(\$347,219.00)	(\$1,703.31)	(\$192,220.18)	\$0.00	(\$154,998.82)

Community Consolidated School District No. 64

General Ledger - BOARD REVENUE REPORT

Fiscal Year: 2020-2021 From Date:12/1/2020 To Date:12/31/2020

Account Mask: ??????????????????????

Account Type: Revenue

☐ Print accounts with zero balance ☐ Include Inactive Accounts ☐ Include PreEncumbrance

FUND / SOURCE	FY20-21 Budget	Range To Date	Year To Date	Encumbrance	Budget Balance
Grand Total:	(\$81,327,520.42)	(\$616,826.51)	(\$37,357,581.25)	\$0.00	(\$43,969,939.17)

End of Report

Community Consolidated School District No. 64

General Ledger - BOARD EXPENDITURE REPORT

Fiscal Year: 2020-2021 From Date:12/1/2020 To Date:12/31/2020

Account Mask: ??????????????????????

Account Type: Expenditure

☐ Print accounts with zero balance ☐ Include Inactive Accounts ☐ Include PreEncumbrance

FUND / SOURCE / FUNCTION / OBJECT	FY20-21 Budget	Range To Date	Year To Date	Encumbrance	Budget Balance
10 - Education Fund					
0000 - Undesignated					
1110 - Elementary Education					
1000 - Salaries	\$11,658,407.26	\$859,974.68	\$4,377,406.50	\$6,781,838.46	\$499,162.30
2000 - Employee Benefits	\$1,616,712.89	\$116,134.31	\$582,254.04	\$897,424.95	\$137,033.90
3000 - Purchased Services	\$152,649.00	\$14,214.53	\$106,577.70	\$5,544.00	\$40,527.30
4000 - Supplies <\$500	\$651,359.00	\$6,951.36	\$141,598.57	\$67,870.90	\$441,889.53
6000 - Other Objects	\$5,714.00	\$0.00	\$94.00	\$0.00	\$5,620.00
1110 - Elementary Education Total:	\$14,084,842.15	\$997,274.88	\$5,207,930.81	\$7,752,678.31	\$1,124,233.03
1111 - Response to Intervention					
1000 - Salaries	\$2,733,343.31	\$210,834.62	\$1,062,555.00	\$1,717,540.42	(\$46,752.11)
2000 - Employee Benefits	\$298,733.12	\$24,248.76	\$120,972.72	\$188,298.36	(\$10,537.96)
3000 - Purchased Services	\$9,200.00	\$0.00	\$0.00	\$0.00	\$9,200.00
4000 - Supplies <\$500	\$4,000.00	\$36.90	\$3,883.05	\$194.16	(\$77.21)
1111 - Response to Intervention Total:	\$3,045,276.43	\$235,120.28	\$1,187,410.77	\$1,906,032.94	(\$48,167.28)
1112 - General Music					
1000 - Salaries	\$1,065,719.91	\$82,006.86	\$431,027.24	\$647,714.76	(\$13,022.09)
2000 - Employee Benefits	\$149,278.27	\$12,986.70	\$64,820.45	\$85,491.37	(\$1,033.55)
3000 - Purchased Services	\$3,000.00	\$0.00	\$0.00	\$899.95	\$2,100.05
4000 - Supplies <\$500	\$32,183.00	\$4,779.26	\$23,261.18	\$4,042.81	\$4,879.01
5000 - Capital Expenditures > \$1,500	\$10,190.00	\$0.00	\$5,257.00	\$0.00	\$4,933.00
6000 - Other Objects	\$290.00	\$0.00	\$0.00	\$0.00	\$290.00
7000 - Equipment \$500 - \$1,500	\$3,500.00	\$0.00	\$858.00	\$0.00	\$2,642.00
1112 - General Music Total:	\$1,264,161.18	\$99,772.82	\$525,223.87	\$738,148.89	\$788.42
1113 - Art Program					
1000 - Salaries	\$1,048,254.07	\$84,963.35	\$405,962.54	\$648,051.91	(\$5,760.38)
2000 - Employee Benefits	\$121,662.76	\$8,105.80	\$37,219.82	\$62,069.69	\$22,373.25
3000 - Purchased Services	\$2,600.00	\$1,826.00	\$1,826.00	\$0.00	\$774.00
4000 - Supplies <\$500	\$70,846.00	\$1,783.99	\$34,552.23	\$10,384.73	\$25,909.04
5000 - Capital Expenditures > \$1,500	\$10,000.00	\$0.00	\$4,305.00	\$325.00	\$5,370.00
6000 - Other Objects	\$200.00	\$0.00	\$0.00	\$0.00	\$200.00
7000 - Equipment \$500 - \$1,500	\$6,353.00	\$0.00	\$0.00	\$0.00	\$6,353.00
1113 - Art Program Total:	\$1,259,915.83	\$96,679.14	\$483,865.59	\$720,831.33	\$55,218.91
1114 - Instrumental Music					

Community Consolidated School District No. 64

General Ledger - BOARD EXPENDITURE REPORT

Fiscal Year: 2020-2021 From Date:12/1/2020 To Date:12/31/2020

Account Mask: ??????????????????????

Account Type: Expenditure

☐ Print accounts with zero balance

☐ Include Inactive Accounts

☐ Include PreEncumbrance

FUND / SOURCE / FUNCTION / OBJECT	FY20-21 Budget	Range To Date	Year To Date	Encumbrance	Budget Balance
1000 - Salaries	\$630,789.35	\$47,874.38	\$224,709.20	\$371,269.60	\$34,810.55
2000 - Employee Benefits	\$78,500.18	\$4,705.56	\$29,225.99	\$46,592.54	\$2,681.65
3000 - Purchased Services	\$11,500.00	\$320.00	\$2,759.95	\$0.00	\$8,740.05
4000 - Supplies <\$500	\$14,500.00	\$0.00	\$13,165.18	\$0.00	\$1,334.82
5000 - Capital Expenditures > \$1,500	\$6,000.00	\$6,000.00	\$6,000.00	\$0.00	\$0.00
6000 - Other Objects	\$2,000.00	\$450.00	\$550.00	\$0.00	\$1,450.00
7000 - Equipment \$500 - \$1,500	\$5,500.00	\$0.00	\$0.00	\$0.00	\$5,500.00
1114 - Instrumental Music Total:	\$748,789.53	\$59,349.94	\$276,410.32	\$417,862.14	\$54,517.07
1116 - Physical Education Program					
1000 - Salaries	\$2,253,407.26	\$179,590.79	\$896,782.81	\$1,374,531.43	(\$17,906.98)
2000 - Employee Benefits	\$259,686.25	\$19,460.31	\$94,043.62	\$150,698.55	\$14,944.08
3000 - Purchased Services	\$14,750.00	\$0.00	\$1,043.00	\$0.00	\$13,707.00
4000 - Supplies <\$500	\$69,950.00	\$171.00	\$28,814.54	\$6,794.15	\$34,341.31
1116 - Physical Education Program Total:	\$2,597,793.51	\$199,222.10	\$1,020,683.97	\$1,532,024.13	\$45,085.41
1117 - Chorus Program					
1000 - Salaries	\$26,907.76	\$203.34	\$203.34	\$2,604.02	\$24,100.40
2000 - Employee Benefits	\$0.00	\$3.06	\$3.06	\$6.12	(\$9.18)
1117 - Chorus Program Total:	\$26,907.76	\$206.40	\$206.40	\$2,610.14	\$24,091.22
1119 - Foreign Language					
1000 - Salaries	\$1,203,036.67	\$94,953.02	\$471,798.33	\$737,755.43	(\$6,517.09)
2000 - Employee Benefits	\$146,650.85	\$13,284.10	\$62,984.41	\$90,660.27	(\$6,993.83)
3000 - Purchased Services	\$5,990.00	\$0.00	\$8,572.95	\$244.65	(\$2,827.60)
4000 - Supplies <\$500	\$31,865.00	\$0.00	\$26,042.98	\$0.00	\$5,822.02
1119 - Foreign Language Total:	\$1,387,542.52	\$108,237.12	\$569,398.67	\$828,660.35	(\$10,516.50)
1120 - Middle School Education					
1000 - Salaries	\$5,838,959.18	\$461,438.35	\$2,294,666.54	\$3,540,093.73	\$4,198.91
2000 - Employee Benefits	\$770,500.39	\$61,628.36	\$309,563.99	\$477,117.54	(\$16,181.14)
3000 - Purchased Services	\$53,596.00	\$432.60	\$74,579.40	\$491.00	(\$21,474.40)
4000 - Supplies <\$500	\$195,391.00	\$2,099.77	\$97,334.90	\$5,688.57	\$92,367.53
6000 - Other Objects	\$570.00	\$0.00	\$659.00	\$0.00	(\$89.00)
1120 - Middle School Education Total:	\$6,859,016.57	\$525,599.08	\$2,776,803.83	\$4,023,390.84	\$58,821.90
1130 - Reg. Ed. Curriculum Specialist					
1000 - Salaries	\$367,416.27	\$28,738.28	\$147,451.80	\$229,906.29	(\$9,941.82)
2000 - Employee Benefits	\$55,907.94	\$4,307.76	\$21,595.09	\$34,462.36	(\$149.51)
6000 - Other Objects	\$0.00	\$0.00	\$225.00	\$0.00	(\$225.00)

Community Consolidated School District No. 64

General Ledger - BOARD EXPENDITURE REPORT

Fiscal Year: 2020-2021 From Date:12/1/2020 To Date:12/31/2020

Account Mask: ??????????????????????

Account Type: Expenditure

☐ Print accounts with zero balance

☐ Include Inactive Accounts

☐ Include PreEncumbrance

FUND / SOURCE / FUNCTION / OBJECT	FY20-21 Budget	Range To Date	Year To Date	Encumbrance	Budget Balance
1130 - Reg. Ed. Curriculum Specialist Total:	\$423,324.21	\$33,046.04	\$169,271.89	\$264,368.65	(\$10,316.33)
1200 - Special Education					
1000 - Salaries	\$5,332,149.44	\$412,048.77	\$2,085,275.68	\$3,060,557.87	\$186,315.89
2000 - Employee Benefits	\$1,078,871.04	\$96,249.16	\$479,464.48	\$660,785.93	(\$61,379.37)
3000 - Purchased Services	\$93,200.00	\$5,685.66	\$42,133.69	\$0.00	\$51,066.31
4000 - Supplies <\$500	\$223,500.00	\$3,875.78	\$216,945.85	\$16,176.54	(\$9,622.39)
5000 - Capital Expenditures > \$1,500	\$6,000.00	\$0.00	\$1,749.98	\$0.00	\$4,250.02
6000 - Other Objects	\$3,000.00	\$0.00	\$0.00	\$0.00	\$3,000.00
7000 - Equipment \$500 - \$1,500	\$3,000.00	\$0.00	\$0.00	\$0.00	\$3,000.00
1200 - Special Education Total:	\$6,739,720.48	\$517,859.37	\$2,825,569.68	\$3,737,520.34	\$176,630.46
1225 - Pre-K Special Education					
1000 - Salaries	\$639,989.13	\$48,313.17	\$242,607.12	\$372,855.38	\$24,526.63
2000 - Employee Benefits	\$166,180.46	\$12,880.52	\$63,633.75	\$99,365.00	\$3,181.71
4000 - Supplies <\$500	\$26,434.00	\$4,153.04	\$9,719.85	\$3,182.16	\$13,531.99
7000 - Equipment \$500 - \$1,500	\$4,000.00	\$0.00	\$0.00	\$0.00	\$4,000.00
1225 - Pre-K Special Education Total:	\$836,603.59	\$65,346.73	\$315,960.72	\$475,402.54	\$45,240.33
1250 - Remedial Programs					
1000 - Salaries	\$101,277.02	\$0.00	\$0.00	\$0.00	\$101,277.02
2000 - Employee Benefits	\$25,366.92	\$0.00	\$0.00	\$0.00	\$25,366.92
4000 - Supplies <\$500	\$0.00	\$0.00	\$1,932.70	\$5,920.20	(\$7,852.90)
1250 - Remedial Programs Total:	\$126,643.94	\$0.00	\$1,932.70	\$5,920.20	\$118,791.04
1410 - Industrial Arts					
1000 - Salaries	\$304,731.95	\$23,440.92	\$117,204.60	\$187,527.35	\$0.00
2000 - Employee Benefits	\$49,580.69	\$4,443.68	\$23,076.57	\$30,630.40	(\$4,126.28)
3000 - Purchased Services	\$750.00	\$0.00	\$0.00	\$0.00	\$750.00
4000 - Supplies <\$500	\$34,700.00	\$1,062.63	\$4,355.39	\$0.00	\$30,344.61
5000 - Capital Expenditures > \$1,500	\$3,800.00	\$0.00	\$2,528.22	\$0.00	\$1,271.78
1410 - Industrial Arts Total:	\$393,562.64	\$28,947.23	\$147,164.78	\$218,157.75	\$28,240.11
1412 - Family & Consumer Science					
1000 - Salaries	\$375,913.94	\$30,074.68	\$150,514.26	\$226,479.68	(\$1,080.00)
2000 - Employee Benefits	\$52,000.92	\$4,676.78	\$23,386.01	\$34,414.80	(\$5,799.89)
3000 - Purchased Services	\$3,500.00	\$0.00	\$842.39	\$0.00	\$2,657.61
4000 - Supplies <\$500	\$28,600.00	\$257.03	\$2,091.83	\$0.00	\$26,508.17
5000 - Capital Expenditures > \$1,500	\$2,000.00	\$0.00	\$0.00	\$0.00	\$2,000.00
7000 - Equipment \$500 - \$1,500	\$3,600.00	\$0.00	\$0.00	\$0.00	\$3,600.00

Community Consolidated School District No. 64

General Ledger - BOARD EXPENDITURE REPORT

Fiscal Year: 2020-2021 From Date:12/1/2020 To Date:12/31/2020

Account Mask: ??????????????????????

Account Type: Expenditure

☐ Print accounts with zero balance

☐ Include Inactive Accounts

☐ Include PreEncumbrance

FUND / SOURCE / FUNCTION / OBJECT	FY20-21 Budget	Range To Date	Year To Date	Encumbrance	Budget Balance
1412 - Family & Consumer Science Total:	\$465,614.86	\$35,008.49	\$176,834.49	\$260,894.48	\$27,885.89
1413 - Health					
1000 - Salaries	\$376,155.19	\$29,488.08	\$147,247.36	\$231,458.04	(\$2,550.21)
2000 - Employee Benefits	\$45,187.49	\$3,718.98	\$18,592.00	\$28,549.38	(\$1,953.89)
3000 - Purchased Services	\$1,930.00	\$0.00	\$650.00	\$0.00	\$1,280.00
4000 - Supplies <\$500	\$26,295.00	\$0.00	\$26,224.62	\$0.00	\$70.38
1413 - Health Total:	\$449,567.68	\$33,207.06	\$192,713.98	\$260,007.42	(\$3,153.72)
1510 - Clubs					
1000 - Salaries	\$0.00	\$1,751.21	\$1,751.21	\$26,700.28	(\$28,451.49)
2000 - Employee Benefits	\$0.00	\$44.86	\$44.86	\$47.81	(\$92.67)
3000 - Purchased Services	\$7,000.00	\$0.00	\$0.00	\$0.00	\$7,000.00
4000 - Supplies <\$500	\$8,750.00	\$0.00	\$480.01	\$290.43	\$7,979.56
1510 - Clubs Total:	\$15,750.00	\$1,796.07	\$2,276.08	\$27,038.52	(\$13,564.60)
1520 - Interscholastic Athletics					
1000 - Salaries	\$81,008.85	\$0.00	\$0.00	\$0.00	\$81,008.85
3000 - Purchased Services	\$7,800.00	\$0.00	\$0.00	\$0.00	\$7,800.00
4000 - Supplies <\$500	\$4,800.00	\$0.00	\$0.00	\$0.00	\$4,800.00
6000 - Other Objects	\$1,500.00	\$0.00	\$0.00	\$0.00	\$1,500.00
1520 - Interscholastic Athletics Total:	\$95,108.85	\$0.00	\$0.00	\$0.00	\$95,108.85
1530 - Intramurals					
1000 - Salaries	\$15,880.00	\$0.00	\$0.00	\$0.00	\$15,880.00
1530 - Intramurals Total:	\$15,880.00	\$0.00	\$0.00	\$0.00	\$15,880.00
1600 - WOW Program					
1000 - Salaries	\$24,622.56	\$0.00	\$16,822.56	\$0.00	\$7,800.00
2000 - Employee Benefits	\$704.02	\$0.00	\$704.02	\$0.00	\$0.00
3000 - Purchased Services	\$3,500.00	\$0.00	\$0.00	\$0.00	\$3,500.00
4000 - Supplies <\$500	\$8,000.00	\$0.00	\$0.00	\$0.00	\$8,000.00
1600 - WOW Program Total:	\$36,826.58	\$0.00	\$17,526.58	\$0.00	\$19,300.00
1601 - Early Start of Year Program					
1000 - Salaries	\$22,427.04	\$0.00	\$12,403.54	\$0.00	\$10,023.50
2000 - Employee Benefits	\$178.61	\$0.00	\$163.27	\$0.00	\$15.34
4000 - Supplies <\$500	\$500.00	\$0.00	\$0.00	\$0.00	\$500.00
1601 - Early Start of Year Program Total:	\$23,105.65	\$0.00	\$12,566.81	\$0.00	\$10,538.84
1650 - Channels of Challenge Program					
1000 - Salaries	\$1,427,258.41	\$115,523.11	\$571,408.43	\$909,774.18	(\$53,924.20)

Community Consolidated School District No. 64

General Ledger - BOARD EXPENDITURE REPORT

Fiscal Year: 2020-2021 From Date:12/1/2020 To Date:12/31/2020

Account Mask: ?????????????????????

Account Type: Expenditure

☐ Print accounts with zero balance

☐ Include Inactive Accounts

☐ Include PreEncumbrance

FUND / SOURCE / FUNCTION / OBJECT	FY20-21 Budget	Range To Date	Year To Date	Encumbrance	Budget Balance
2000 - Employee Benefits	\$192,137.91	\$15,577.78	\$76,346.30	\$106,151.37	\$9,640.24
3000 - Purchased Services	\$390.00	\$0.00	\$0.00	\$0.00	\$390.00
4000 - Supplies <\$500	\$19,050.00	\$0.00	\$10,141.44	\$56.72	\$8,851.84
6000 - Other Objects	\$265.00	\$0.00	\$50.00	\$0.00	\$215.00
1650 - Channels of Challenge Program Total:	\$1,639,101.32	\$131,100.89	\$657,946.17	\$1,015,982.27	(\$34,827.12)
1800 - Bilingual Program					
1000 - Salaries	\$778,443.29	\$67,731.90	\$305,071.08	\$430,021.13	\$43,351.08
2000 - Employee Benefits	\$105,362.91	\$11,049.23	\$49,017.40	\$54,430.53	\$1,914.98
3000 - Purchased Services	\$4,480.00	\$0.00	\$567.00	\$0.00	\$3,913.00
4000 - Supplies <\$500	\$1,400.00	\$0.00	\$338.50	\$0.00	\$1,061.50
1800 - Bilingual Program Total:	\$889,686.20	\$78,781.13	\$354,993.98	\$484,451.66	\$50,240.56
1912 - Private Tuition Special Ed					
6000 - Other Objects	\$350,000.00	\$31,157.06	\$128,906.09	\$0.00	\$221,093.91
1912 - Private Tuition Special Ed Total:	\$350,000.00	\$31,157.06	\$128,906.09	\$0.00	\$221,093.91
2112 - Attendance Services					
3000 - Purchased Services	\$54,825.00	\$1,902.69	\$56,019.41	\$1,902.69	(\$3,097.10)
2112 - Attendance Services Total:	\$54,825.00	\$1,902.69	\$56,019.41	\$1,902.69	(\$3,097.10)
2113 - Social Work					
1000 - Salaries	\$995,418.16	\$81,178.68	\$374,581.85	\$631,719.67	(\$10,883.36)
2000 - Employee Benefits	\$136,155.12	\$10,421.35	\$51,569.45	\$70,999.33	\$13,586.34
3000 - Purchased Services	\$3,600.00	\$0.00	\$0.00	\$1,199.96	\$2,400.04
4000 - Supplies <\$500	\$300.00	\$0.00	\$0.00	\$0.00	\$300.00
2113 - Social Work Total:	\$1,135,473.28	\$91,600.03	\$426,151.30	\$703,918.96	\$5,403.02
2120 - Guidance Services					
1000 - Salaries	\$194,918.39	\$14,993.72	\$74,968.60	\$119,949.79	\$0.00
2000 - Employee Benefits	\$10,331.88	\$794.76	\$3,973.80	\$6,358.08	\$0.00
2120 - Guidance Services Total:	\$205,250.27	\$15,788.48	\$78,942.40	\$126,307.87	\$0.00
2130 - Health Services					
1000 - Salaries	\$530,561.05	\$49,830.71	\$231,663.74	\$333,622.99	(\$34,725.68)
2000 - Employee Benefits	\$101,471.68	\$9,581.24	\$47,384.48	\$64,099.56	(\$10,012.36)
3000 - Purchased Services	\$12,550.00	\$0.00	\$9,015.74	\$0.00	\$3,534.26
4000 - Supplies <\$500	\$16,000.00	\$0.80	\$15,182.54	\$3,139.24	(\$2,321.78)
5000 - Capital Expenditures > \$1,500	\$0.00	\$3,000.20	\$6,590.00	\$981.64	(\$7,571.64)
7000 - Equipment \$500 - \$1,500	\$6,000.00	\$0.00	\$0.00	\$0.00	\$6,000.00
2130 - Health Services Total:	\$666,582.73	\$62,412.95	\$309,836.50	\$401,843.43	(\$45,097.20)

Community Consolidated School District No. 64

General Ledger - BOARD EXPENDITURE REPORT

Fiscal Year: 2020-2021 From Date:12/1/2020 To Date:12/31/2020

Account Mask: ?????????????????????

Account Type: Expenditure

☐ Print accounts with zero balance

☐ Include Inactive Accounts

☐ Include PreEncumbrance

FUND / SOURCE / FUNCTION / OBJECT	FY20-21 Budget	Range To Date	Year To Date	Encumbrance	Budget Balance
2131 - OT/PT Services					
1000 - Salaries	\$573,582.31	\$45,070.30	\$220,122.94	\$360,562.77	(\$7,103.40)
2000 - Employee Benefits	\$64,146.68	\$5,254.90	\$26,100.23	\$42,000.00	(\$3,953.55)
3000 - Purchased Services	\$500.00	\$0.00	\$510.00	\$0.00	(\$10.00)
4000 - Supplies <\$500	\$4,500.00	\$0.00	\$1,211.86	\$0.00	\$3,288.14
6000 - Other Objects	\$400.00	\$0.00	\$0.00	\$0.00	\$400.00
2131 - OT/PT Services Total:	\$643,128.99	\$50,325.20	\$247,945.03	\$402,562.77	(\$7,378.81)
2132 - Assistive Tech					
1000 - Salaries	\$72,085.08	\$5,545.00	\$27,725.00	\$44,360.08	\$0.00
2000 - Employee Benefits	\$11,402.30	\$877.10	\$4,385.50	\$7,016.80	\$0.00
3000 - Purchased Services	\$2,500.00	\$0.00	\$0.00	\$0.00	\$2,500.00
4000 - Supplies <\$500	\$6,500.00	\$0.00	\$0.00	\$0.00	\$6,500.00
2132 - Assistive Tech Total:	\$92,487.38	\$6,422.10	\$32,110.50	\$51,376.88	\$9,000.00
2140 - Psychological Services					
1000 - Salaries	\$630,525.19	\$46,432.68	\$236,266.37	\$371,460.82	\$22,798.00
2000 - Employee Benefits	\$41,278.58	\$3,174.32	\$15,933.14	\$25,394.55	(\$49.11)
3000 - Purchased Services	\$500.00	\$14,443.50	\$26,762.00	\$283.20	(\$26,545.20)
4000 - Supplies <\$500	\$17,500.00	\$115.50	\$1,776.59	\$104.10	\$15,619.31
6000 - Other Objects	\$500.00	\$0.00	\$0.00	\$0.00	\$500.00
2140 - Psychological Services Total:	\$690,303.77	\$64,166.00	\$280,738.10	\$397,242.67	\$12,323.00
2150 - Speech & Hearing Services					
1000 - Salaries	\$1,434,593.27	\$104,777.14	\$557,336.60	\$881,807.91	(\$4,551.24)
2000 - Employee Benefits	\$219,864.38	\$15,996.10	\$85,850.06	\$136,984.67	(\$2,970.35)
3000 - Purchased Services	\$3,000.00	\$1,850.28	\$3,798.56	\$0.00	(\$798.56)
4000 - Supplies <\$500	\$1,500.00	\$0.00	\$958.64	\$0.00	\$541.36
2150 - Speech & Hearing Services Total:	\$1,658,957.65	\$122,623.52	\$647,943.86	\$1,018,792.58	(\$7,778.79)
2190 - Other Support Services					
3000 - Purchased Services	\$32,200.00	\$770.25	\$5,413.75	\$0.00	\$26,786.25
4000 - Supplies <\$500	\$10,700.00	\$0.00	\$12,342.56	\$0.00	(\$1,642.56)
2190 - Other Support Services Total:	\$42,900.00	\$770.25	\$17,756.31	\$0.00	\$25,143.69
2191 - Lunchroom Supervision					
1000 - Salaries	\$1,798.50	\$4,941.69	\$64,449.30	\$809.33	(\$63,460.13)
2000 - Employee Benefits	\$26.98	\$52.35	\$683.48	\$12.14	(\$668.64)
4000 - Supplies <\$500	\$2,000.00	\$0.00	\$0.00	\$0.00	\$2,000.00
2191 - Lunchroom Supervision Total:	\$3,825.48	\$4,994.04	\$65,132.78	\$821.47	(\$62,128.77)

Community Consolidated School District No. 64

General Ledger - BOARD EXPENDITURE REPORT

Fiscal Year: 2020-2021 From Date:12/1/2020 To Date:12/31/2020

Account Mask: ??????????????????????

Account Type: Expenditure

☐ Print accounts with zero balance

☐ Include Inactive Accounts

☐ Include PreEncumbrance

FUND / SOURCE / FUNCTION / OBJECT	FY20-21 Budget	Range To Date	Year To Date	Encumbrance	Budget Balance
2192 - Outside Supervision					
1000 - Salaries	\$0.00	\$1,800.19	\$16,176.67	\$0.00	(\$16,176.67)
2000 - Employee Benefits	\$0.00	\$26.98	\$315.91	\$0.00	(\$315.91)
2192 - Outside Supervision Total:	\$0.00	\$1,827.17	\$16,492.58	\$0.00	(\$16,492.58)
2210 - Improvement of Instruction					
1000 - Salaries	\$588,222.46	\$26,135.01	\$222,018.76	\$167,009.44	\$199,194.26
2000 - Employee Benefits	\$75,425.31	\$9,474.86	\$60,427.49	\$61,539.23	(\$46,541.41)
3000 - Purchased Services	\$202,199.00	\$9,867.07	\$39,495.43	\$750.00	\$161,953.57
4000 - Supplies <\$500	\$0.00	\$1,621.70	\$2,908.26	\$89.36	(\$2,997.62)
2210 - Improvement of Instruction Total:	\$865,846.77	\$47,098.64	\$324,849.94	\$229,388.03	\$311,608.80
2212 - QIT					
1000 - Salaries	\$15,662.00	\$0.00	\$0.00	\$0.00	\$15,662.00
3000 - Purchased Services	\$800.00	\$650.00	\$650.00	\$0.00	\$150.00
4000 - Supplies <\$500	\$4,646.00	\$0.00	\$494.00	\$0.00	\$4,152.00
2212 - QIT Total:	\$21,108.00	\$650.00	\$1,144.00	\$0.00	\$19,964.00
2222 - Learning Resource Center					
1000 - Salaries	\$882,358.71	\$65,020.40	\$325,215.87	\$511,551.33	\$45,591.51
2000 - Employee Benefits	\$211,690.37	\$12,824.94	\$64,433.23	\$102,494.19	\$44,762.95
3000 - Purchased Services	\$87,071.70	\$4,316.81	\$83,019.38	\$12,607.34	(\$8,555.02)
4000 - Supplies <\$500	\$102,192.00	\$10,412.01	\$32,976.50	\$21,181.13	\$48,034.37
6000 - Other Objects	\$400.00	\$0.00	\$0.00	\$0.00	\$400.00
2222 - Learning Resource Center Total:	\$1,283,712.78	\$92,574.16	\$505,644.98	\$647,833.99	\$130,233.81
2225 - Comp. Assist. Instruct. Serv.					
1000 - Salaries	\$1,312,251.92	\$102,584.98	\$618,346.22	\$726,479.46	(\$32,573.76)
2000 - Employee Benefits	\$196,466.42	\$20,978.00	\$119,780.50	\$141,292.75	(\$64,606.83)
3000 - Purchased Services	\$259,620.00	\$25,592.09	\$182,406.49	\$13,808.54	\$63,404.97
4000 - Supplies <\$500	\$1,332,000.00	\$16,114.41	\$1,077,619.25	\$2,164.63	\$252,216.12
5000 - Capital Expenditures > \$1,500	\$180,000.00	\$0.00	\$148,700.54	\$0.00	\$31,299.46
6000 - Other Objects	\$5,000.00	\$0.00	\$965.00	\$0.00	\$4,035.00
7000 - Equipment \$500 - \$1,500	\$0.00	\$0.00	\$184,776.02	\$0.00	(\$184,776.02)
2225 - Comp. Assist. Instruct. Serv. Total:	\$3,285,338.34	\$165,269.48	\$2,332,594.02	\$883,745.38	\$68,998.94
2230 - Assessment & Testing					
3000 - Purchased Services	\$95,755.00	\$0.00	\$76,507.75	\$0.00	\$19,247.25
2230 - Assessment & Testing Total:	\$95,755.00	\$0.00	\$76,507.75	\$0.00	\$19,247.25
2310 - Board of Education					

Community Consolidated School District No. 64

General Ledger - BOARD EXPENDITURE REPORT

Fiscal Year: 2020-2021 From Date:12/1/2020 To Date:12/31/2020

Account Mask: ??????????????????????

Account Type: Expenditure

☐ Print accounts with zero balance

☐ Include Inactive Accounts

☐ Include PreEncumbrance

FUND / SOURCE / FUNCTION / OBJECT	FY20-21 Budget	Range To Date	Year To Date	Encumbrance	Budget Balance
2000 - Employee Benefits	\$180,000.00	\$33,104.14	\$106,557.28	\$0.00	\$73,442.72
3000 - Purchased Services	\$506,000.00	\$17,232.68	\$184,966.90	\$0.00	\$321,033.10
4000 - Supplies <\$500	\$12,250.00	\$0.00	\$854.85	\$0.00	\$11,395.15
6000 - Other Objects	\$13,500.00	\$175.00	\$13,769.00	\$0.00	(\$269.00)
2310 - Board of Education Total:	\$711,750.00	\$50,511.82	\$306,148.03	\$0.00	\$405,601.97
2320 - Office of the Superintendent					
1000 - Salaries	\$275,514.83	\$21,193.44	\$137,757.37	\$137,757.46	\$0.00
2000 - Employee Benefits	\$61,863.49	\$5,828.16	\$36,730.71	\$37,878.62	(\$12,745.84)
3000 - Purchased Services	\$10,820.00	\$2,046.46	\$3,304.19	\$0.00	\$7,515.81
4000 - Supplies <\$500	\$7,500.00	\$575.75	\$1,049.15	\$0.00	\$6,450.85
6000 - Other Objects	\$0.00	\$0.00	\$2,404.01	\$0.00	(\$2,404.01)
2320 - Office of the Superintendent Total:	\$355,698.32	\$29,643.81	\$181,245.43	\$175,636.08	(\$1,183.19)
2330 - Special Area Administration					
1000 - Salaries	\$667,741.58	\$51,838.76	\$302,490.92	\$371,413.16	(\$6,162.50)
2000 - Employee Benefits	\$196,751.92	\$22,275.58	\$126,751.11	\$157,358.60	(\$87,357.79)
3000 - Purchased Services	\$2,860.00	\$0.00	\$605.00	\$0.00	\$2,255.00
4000 - Supplies <\$500	\$1,000.00	\$0.00	\$0.00	\$0.00	\$1,000.00
2330 - Special Area Administration Total:	\$868,353.50	\$74,114.34	\$429,847.03	\$528,771.76	(\$90,265.29)
2410 - Office of the Principal					
1000 - Salaries	\$2,332,774.03	\$180,395.86	\$1,092,732.64	\$1,263,838.42	(\$23,797.03)
2000 - Employee Benefits	\$595,535.78	\$81,919.08	\$475,670.85	\$559,461.41	(\$439,596.48)
3000 - Purchased Services	\$68,150.00	\$595.00	\$7,082.75	\$699.00	\$60,368.25
4000 - Supplies <\$500	\$14,200.00	\$4,608.93	\$6,638.93	\$796.22	\$6,764.85
6000 - Other Objects	\$0.00	\$0.00	\$249.99	\$0.00	(\$249.99)
2410 - Office of the Principal Total:	\$3,010,659.81	\$267,518.87	\$1,582,375.16	\$1,824,795.05	(\$396,510.40)
2510 - Direction of Business Support					
1000 - Salaries	\$190,753.88	\$14,673.38	\$95,376.97	\$95,376.91	\$0.00
2000 - Employee Benefits	\$58,670.30	\$7,689.90	\$46,708.36	\$49,980.38	(\$38,018.44)
3000 - Purchased Services	\$5,913.00	\$0.00	\$944.00	\$137.50	\$4,831.50
2510 - Direction of Business Support Total:	\$255,337.18	\$22,363.28	\$143,029.33	\$145,494.79	(\$33,186.94)
2520 - Fiscal Services					
1000 - Salaries	\$423,452.52	\$28,819.08	\$209,841.53	\$210,924.61	\$2,686.38
2000 - Employee Benefits	\$59,014.02	\$4,536.44	\$29,243.79	\$29,482.55	\$287.68
3000 - Purchased Services	\$179,650.00	\$7,365.56	\$55,615.52	\$6,130.00	\$117,904.48
4000 - Supplies <\$500	\$12,000.00	\$1,271.19	\$1,624.98	\$0.00	\$10,375.02

Community Consolidated School District No. 64

General Ledger - BOARD EXPENDITURE REPORT

Fiscal Year: 2020-2021 From Date:12/1/2020 To Date:12/31/2020

Account Mask: ??????????????????????

Account Type: Expenditure

☐ Print accounts with zero balance

☐ Include Inactive Accounts

☐ Include PreEncumbrance

FUND / SOURCE / FUNCTION / OBJECT	FY20-21 Budget	Range To Date	Year To Date	Encumbrance	Budget Balance
6000 - Other Objects	\$110,000.00	\$1,234.31	\$17,905.65	\$0.00	\$92,094.35
2520 - Fiscal Services Total:	\$784,116.54	\$43,226.58	\$314,231.47	\$246,537.16	\$223,347.91
2542 - Care & Upkeep of Buildings					
5000 - Capital Expenditures > \$1,500	\$0.00	\$0.00	\$0.00	\$4,772.40	(\$4,772.40)
2542 - Care & Upkeep of Buildings Total:	\$0.00	\$0.00	\$0.00	\$4,772.40	(\$4,772.40)
2546 - Security Services					
1000 - Salaries	\$1,500.00	\$0.00	\$0.00	\$0.00	\$1,500.00
2546 - Security Services Total:	\$1,500.00	\$0.00	\$0.00	\$0.00	\$1,500.00
2560 - Food Service					
3000 - Purchased Services	\$1,217,500.00	\$37,533.12	\$199,583.21	\$8,365.00	\$1,009,551.79
4000 - Supplies <\$500	\$3,500.00	\$1,700.74	\$6,519.83	\$59.99	(\$3,079.82)
5000 - Capital Expenditures > \$1,500	\$15,000.00	\$0.00	\$0.00	\$0.00	\$15,000.00
7000 - Equipment \$500 - \$1,500	\$7,500.00	\$0.00	\$0.00	\$0.00	\$7,500.00
2560 - Food Service Total:	\$1,243,500.00	\$39,233.86	\$206,103.04	\$8,424.99	\$1,028,971.97
2633 - Information Services					
1000 - Salaries	\$68,942.92	\$5,303.30	\$34,471.45	\$34,471.47	\$0.00
2000 - Employee Benefits	\$15,815.02	\$1,216.00	\$7,904.55	\$7,906.97	\$3.50
3000 - Purchased Services	\$288,294.00	\$15,903.03	\$106,595.44	\$0.00	\$181,698.56
4000 - Supplies <\$500	\$5,000.00	\$0.00	\$853.17	\$0.00	\$4,146.83
2633 - Information Services Total:	\$378,051.94	\$22,422.33	\$149,824.61	\$42,378.44	\$185,848.89
2640 - Human Resources					
1000 - Salaries	\$418,450.57	\$31,954.76	\$202,908.19	\$236,721.87	(\$21,179.49)
2000 - Employee Benefits	\$72,459.14	\$10,435.40	\$64,859.75	\$63,759.29	(\$56,159.90)
3000 - Purchased Services	\$188,160.00	\$899.65	\$68,722.47	\$0.00	\$119,437.53
4000 - Supplies <\$500	\$2,000.00	\$153.08	\$500.54	\$287.66	\$1,211.80
6000 - Other Objects	\$300.00	\$0.00	\$0.00	\$0.00	\$300.00
8000 - Undesignated	\$255,548.25	\$0.00	\$249,650.75	\$3,156.38	\$2,741.12
2640 - Human Resources Total:	\$936,917.96	\$43,442.89	\$586,641.70	\$303,925.20	\$46,351.06
2660 - Data Processing Services					
3000 - Purchased Services	\$176,655.00	\$16,894.46	\$83,934.44	\$0.00	\$92,720.56
4000 - Supplies <\$500	\$90,000.00	\$3,750.00	\$13,930.00	\$0.00	\$76,070.00
5000 - Capital Expenditures > \$1,500	\$25,000.00	\$0.00	\$0.00	\$0.00	\$25,000.00
2660 - Data Processing Services Total:	\$291,655.00	\$20,644.46	\$97,864.44	\$0.00	\$193,790.56
3200 - Community Recreation Services					
3000 - Purchased Services	\$0.00	\$6.21	\$6.21	\$0.00	(\$6.21)

Community Consolidated School District No. 64

General Ledger - BOARD EXPENDITURE REPORT

Fiscal Year: 2020-2021 From Date:12/1/2020 To Date:12/31/2020

Account Mask: ??????????????????????

Account Type: Expenditure

☐ Print accounts with zero balance

☐ Include Inactive Accounts

☐ Include PreEncumbrance

FUND / SOURCE / FUNCTION / OBJECT

FY20-21 Budget

Range To Date

Year To Date

Encumbrance

Budget Balance

3200 - Community Recreation Services Total:	\$0.00	\$6.21	\$6.21	\$0.00	(\$6.21)
3500 - Extended Day Kindergarten					
1000 - Salaries	\$185,629.83	\$3,681.34	\$20,244.47	\$25,515.67	\$139,869.69
2000 - Employee Benefits	\$59,642.00	\$3,430.96	\$17,154.80	\$23,730.80	\$18,756.40
4000 - Supplies <\$500	\$20,000.00	\$0.00	\$1,938.96	\$0.00	\$18,061.04
3500 - Extended Day Kindergarten Total:	\$265,271.83	\$7,112.30	\$39,338.23	\$49,246.47	\$176,687.13
3600 - Community Services					
1000 - Salaries	\$0.00	\$0.00	\$63.94	\$0.00	(\$63.94)
3600 - Community Services Total:	\$0.00	\$0.00	\$63.94	\$0.00	(\$63.94)
3700 - Parochial/Private Services					
1000 - Salaries	\$224,809.51	\$16,862.00	\$80,163.54	\$135,924.10	\$8,721.87
2000 - Employee Benefits	\$34,496.19	\$2,041.82	\$10,083.11	\$17,912.07	\$6,501.01
3000 - Purchased Services	\$500.00	\$0.00	\$0.00	\$0.00	\$500.00
4000 - Supplies <\$500	\$0.00	\$0.00	\$26,417.00	\$1,125.00	(\$27,542.00)
3700 - Parochial/Private Services Total:	\$259,805.70	\$18,903.82	\$116,663.65	\$154,961.17	(\$11,819.12)
4120 - Sp. Ed. Services					
3000 - Purchased Services	\$10,000.00	\$0.00	\$7,300.00	\$0.00	\$2,700.00
4120 - Sp. Ed. Services Total:	\$10,000.00	\$0.00	\$7,300.00	\$0.00	\$2,700.00
4220 - SpEd Tuition-Other Governments					
6000 - Other Objects	\$1,141,601.00	\$12,643.20	\$1,134,664.17	\$0.00	\$6,936.83
4220 - SpEd Tuition-Other Governments Total:	\$1,141,601.00	\$12,643.20	\$1,134,664.17	\$0.00	\$6,936.83
6000 - Contingency					
6000 - Other Objects	\$400,000.00	\$0.00	\$0.00	\$0.00	\$400,000.00
6000 - Contingency Total:	\$400,000.00	\$0.00	\$0.00	\$0.00	\$400,000.00
10 - Education Fund Total:	\$65,434,455.70	\$4,657,924.31	\$27,766,754.08	\$33,022,663.13	\$4,645,038.49

Community Consolidated School District No. 64

General Ledger - BOARD EXPENDITURE REPORT

Fiscal Year: 2020-2021 From Date:12/1/2020 To Date:12/31/2020

Account Mask: ??????????????????????

Account Type: Expenditure

☐ Print accounts with zero balance

☐ Include Inactive Accounts

☐ Include PreEncumbrance

FUND / SOURCE / FUNCTION / OBJECT

FY20-21 Budget

Range To Date

Year To Date

Encumbrance

Budget Balance

20 - Operations & Maintenance Fund

0000 - Undesignated

2190 - Other Support Services

3000 - Purchased Services

\$0.00

\$0.00

\$0.00

\$12,954.08

(\$12,954.08)

2190 - Other Support Services Total:

\$0.00

\$0.00

\$0.00

\$12,954.08

(\$12,954.08)

2533 - Construction Services

3000 - Purchased Services

\$0.00

\$0.00

\$119,449.38

\$0.00

(\$119,449.38)

2533 - Construction Services Total:

\$0.00

\$0.00

\$119,449.38

\$0.00

(\$119,449.38)

2541 - O&M Service Area Direction

1000 - Salaries

\$218,312.20

\$12,947.10

\$84,156.15

\$40,403.53

\$93,752.52

2000 - Employee Benefits

\$16,195.40

\$1,247.04

\$8,014.72

(\$43.25)

\$8,223.93

3000 - Purchased Services

\$3,500.00

\$0.00

\$1,170.00

\$0.00

\$2,330.00

4000 - Supplies <\$500

\$16,000.00

\$0.00

\$8,868.87

\$2,166.00

\$4,965.13

2541 - O&M Service Area Direction Total:

\$254,007.60

\$14,194.14

\$102,209.74

\$42,526.28

\$109,271.58

2542 - Care & Upkeep of Buildings

1000 - Salaries

\$2,267,691.48

\$189,104.33

\$1,214,080.12

\$1,208,410.31

(\$154,798.95)

2000 - Employee Benefits

\$408,485.74

\$33,577.16

\$217,905.10

\$201,370.85

(\$10,790.21)

3000 - Purchased Services

\$1,153,520.00

\$110,162.02

\$511,467.43

\$72,019.74

\$570,032.83

4000 - Supplies <\$500

\$1,560,000.00

\$114,479.49

\$837,482.89

\$38,871.10

\$683,646.01

5000 - Capital Expenditures > \$1,500

\$200,000.00

\$0.00

\$14,660.00

\$16,662.00

\$168,678.00

7000 - Equipment \$500 - \$1,500

\$40,000.00

\$13,485.60

\$56,821.14

\$0.00

(\$16,821.14)

2542 - Care & Upkeep of Buildings Total:

\$5,629,697.22

\$460,808.60

\$2,852,416.68

\$1,537,334.00

\$1,239,946.54

2543 - Care & Upkeep of Grounds

1000 - Salaries

\$119,695.83

\$9,207.38

\$59,847.97

\$60,023.69

(\$175.83)

2000 - Employee Benefits

\$21,374.08

\$1,644.18

\$10,573.11

\$10,687.17

\$113.80

3000 - Purchased Services

\$140,820.00

\$632.49

\$8,589.95

\$1,265.00

\$130,965.05

4000 - Supplies <\$500

\$100,000.00

\$12,954.84

\$44,558.52

\$4,084.90

\$51,356.58

5000 - Capital Expenditures > \$1,500

\$15,000.00

\$0.00

\$0.00

\$7,309.00

\$7,691.00

2543 - Care & Upkeep of Grounds Total:

\$396,889.91

\$24,438.89

\$123,569.55

\$83,369.76

\$189,950.60

2545 - Care & Upkeep of Vehicles

3000 - Purchased Services

\$8,500.00

\$745.49

\$780.48

\$0.00

\$7,719.52

4000 - Supplies <\$500

\$45,000.00

\$790.30

\$3,892.63

\$0.00

\$41,107.37

7000 - Equipment \$500 - \$1,500

\$2,500.00

\$0.00

\$0.00

\$0.00

\$2,500.00

2545 - Care & Upkeep of Vehicles Total:

\$56,000.00

\$1,535.79

\$4,673.11

\$0.00

\$51,326.89

2546 - Security Services

Community Consolidated School District No. 64

General Ledger - BOARD EXPENDITURE REPORT

Fiscal Year: 2020-2021 From Date:12/1/2020 To Date:12/31/2020

Account Mask: ??????????????????????

Account Type: Expenditure

☐ Print accounts with zero balance

☐ Include Inactive Accounts

☐ Include PreEncumbrance

FUND / SOURCE / FUNCTION / OBJECT	FY20-21 Budget	Range To Date	Year To Date	Encumbrance	Budget Balance
3000 - Purchased Services	\$92,100.00	\$1,841.90	\$34,983.60	\$0.00	\$57,116.40
4000 - Supplies <\$500	\$15,000.00	\$2,330.88	\$3,246.39	\$115.71	\$11,637.90
5000 - Capital Expenditures > \$1,500	\$50,000.00	\$0.00	\$4,615.38	\$2,377.59	\$43,007.03
2546 - Security Services Total:	\$157,100.00	\$4,172.78	\$42,845.37	\$2,493.30	\$111,761.33
2547 - Warehouse Services					
1000 - Salaries	\$44,904.72	\$3,454.20	\$22,452.30	\$22,452.42	\$0.00
2000 - Employee Benefits	\$20,442.76	\$1,572.52	\$10,111.36	\$10,221.38	\$110.02
2547 - Warehouse Services Total:	\$65,347.48	\$5,026.72	\$32,563.66	\$32,673.80	\$110.02
4190 - Payments In-State Governments					
3000 - Purchased Services	\$0.00	\$0.00	\$3,667.08	\$0.00	(\$3,667.08)
4190 - Payments In-State Governments Total:	\$0.00	\$0.00	\$3,667.08	\$0.00	(\$3,667.08)
20 - Operations & Maintenance Fund Total:	\$6,559,042.21	\$510,176.92	\$3,281,394.57	\$1,711,351.22	\$1,566,296.42

Community Consolidated School District No. 64

General Ledger - BOARD EXPENDITURE REPORT

Fiscal Year: 2020-2021 From Date:12/1/2020 To Date:12/31/2020

Account Mask: ??????????????????????

Account Type: Expenditure

☐ Print accounts with zero balance

☐ Include Inactive Accounts

☐ Include PreEncumbrance

FUND / SOURCE / FUNCTION / OBJECT

FY20-21 Budget

Range To Date

Year To Date

Encumbrance

Budget Balance

30 - Debt Services Fund					
0000 - Undesignated					
5200 - Interest on Debt					
6000 - Other Objects	\$335,525.00	\$0.00	\$183,362.50	\$0.00	\$152,162.50
5200 - Interest on Debt Total:	\$335,525.00	\$0.00	\$183,362.50	\$0.00	\$152,162.50
5270 - Capital Lease Interest					
6000 - Other Objects	\$5,907.65	\$327.79	\$1,966.74	\$0.00	\$3,940.91
5270 - Capital Lease Interest Total:	\$5,907.65	\$327.79	\$1,966.74	\$0.00	\$3,940.91
5300 - Principal - Long-term Debt					
6000 - Other Objects	\$2,565,000.00	\$0.00	\$2,065,000.00	\$0.00	\$500,000.00
5300 - Principal - Long-term Debt Total:	\$2,565,000.00	\$0.00	\$2,065,000.00	\$0.00	\$500,000.00
5370 - Capital Lease Principal					
6000 - Other Objects	\$171,499.24	\$12,531.26	\$77,261.85	\$0.00	\$94,237.39
5370 - Capital Lease Principal Total:	\$171,499.24	\$12,531.26	\$77,261.85	\$0.00	\$94,237.39
5400 - Debt Service Other					
6000 - Other Objects	\$3,000.00	\$0.00	\$0.00	\$0.00	\$3,000.00
5400 - Debt Service Other Total:	\$3,000.00	\$0.00	\$0.00	\$0.00	\$3,000.00
30 - Debt Services Fund Total:	\$3,080,931.89	\$12,859.05	\$2,327,591.09	\$0.00	\$753,340.80

Community Consolidated School District No. 64

General Ledger - BOARD EXPENDITURE REPORT

Fiscal Year: 2020-2021 From Date:12/1/2020 To Date:12/31/2020

Account Mask: ??????????????????????

Account Type: Expenditure

☐ Print accounts with zero balance

☐ Include Inactive Accounts

☐ Include PreEncumbrance

FUND / SOURCE / FUNCTION / OBJECT

FY20-21 Budget

Range To Date

Year To Date

Encumbrance

Budget Balance

40 - Transportation Fund

0000 - Undesignated

2550 - Transportation Services

1000 - Salaries	\$21,245.85	\$1,634.30	\$10,622.95	(\$4,479.58)	\$15,102.48
2000 - Employee Benefits	\$22.88	\$1.76	\$11.44	\$0.00	\$11.44
3000 - Purchased Services	\$3,395,010.00	\$624,536.20	\$764,257.15	\$0.00	\$2,630,752.85
2550 - Transportation Services Total:	\$3,416,278.73	\$626,172.26	\$774,891.54	(\$4,479.58)	\$2,645,866.77
3700 - Parochial/Private Services					
3000 - Purchased Services	\$135,000.00	\$0.00	\$0.00	\$0.00	\$135,000.00
3700 - Parochial/Private Services Total:	\$135,000.00	\$0.00	\$0.00	\$0.00	\$135,000.00
4120 - Sp. Ed. Services					
3000 - Purchased Services	\$25,000.00	\$0.00	\$1,848.00	\$0.00	\$23,152.00
4120 - Sp. Ed. Services Total:	\$25,000.00	\$0.00	\$1,848.00	\$0.00	\$23,152.00
40 - Transportation Fund Total:	\$3,576,278.73	\$626,172.26	\$776,739.54	(\$4,479.58)	\$2,804,018.77

Community Consolidated School District No. 64

General Ledger - BOARD EXPENDITURE REPORT

Fiscal Year: 2020-2021 From Date:12/1/2020 To Date:12/31/2020

Account Mask: ??????????????????????

Account Type: Expenditure

☐ Print accounts with zero balance

☐ Include Inactive Accounts

☐ Include PreEncumbrance

FUND / SOURCE / FUNCTION / OBJECT

FY20-21 Budget

Range To Date

Year To Date

Encumbrance

Budget Balance

50 - Municipal Retirement Fund					
0000 - Undesignated					
1110 - Elementary Education					
2000 - Employee Benefits	\$9,630.91	\$321.46	\$1,607.31	\$2,967.62	\$5,055.98
1110 - Elementary Education Total:	\$9,630.91	\$321.46	\$1,607.31	\$2,967.62	\$5,055.98
1120 - Middle School Education					
2000 - Employee Benefits	\$0.00	\$26.14	\$188.46	\$210.42	(\$398.88)
1120 - Middle School Education Total:	\$0.00	\$26.14	\$188.46	\$210.42	(\$398.88)
1200 - Special Education					
2000 - Employee Benefits	\$259,287.50	\$19,446.15	\$94,299.54	\$130,184.27	\$34,803.69
1200 - Special Education Total:	\$259,287.50	\$19,446.15	\$94,299.54	\$130,184.27	\$34,803.69
1225 - Pre-K Special Education					
2000 - Employee Benefits	\$37,077.94	\$2,074.02	\$10,231.76	\$14,895.78	\$11,950.40
1225 - Pre-K Special Education Total:	\$37,077.94	\$2,074.02	\$10,231.76	\$14,895.78	\$11,950.40
1510 - Clubs					
2000 - Employee Benefits	\$0.00	\$8.87	\$8.87	\$17.76	(\$26.63)
1510 - Clubs Total:	\$0.00	\$8.87	\$8.87	\$17.76	(\$26.63)
1600 - WOW Program					
2000 - Employee Benefits	\$213.92	\$0.00	\$213.92	\$0.00	\$0.00
1600 - WOW Program Total:	\$213.92	\$0.00	\$213.92	\$0.00	\$0.00
1601 - Early Start of Year Program					
2000 - Employee Benefits	\$188.99	\$0.00	\$188.99	\$0.00	\$0.00
1601 - Early Start of Year Program Total:	\$188.99	\$0.00	\$188.99	\$0.00	\$0.00
1650 - Channels of Challenge Program					
2000 - Employee Benefits	\$43.51	\$115.71	\$396.10	\$43.70	(\$396.29)
1650 - Channels of Challenge Program Total:	\$43.51	\$115.71	\$396.10	\$43.70	(\$396.29)
2130 - Health Services					
2000 - Employee Benefits	\$42,085.53	\$3,873.26	\$18,674.66	\$26,709.00	(\$3,298.13)
2130 - Health Services Total:	\$42,085.53	\$3,873.26	\$18,674.66	\$26,709.00	(\$3,298.13)
2131 - OT/PT Services					
2000 - Employee Benefits	\$67,235.96	\$5,606.76	\$27,383.32	\$44,337.81	(\$4,485.17)
2131 - OT/PT Services Total:	\$67,235.96	\$5,606.76	\$27,383.32	\$44,337.81	(\$4,485.17)
2140 - Psychological Services					
2000 - Employee Benefits	\$7,485.91	\$575.84	\$2,879.20	\$4,607.17	(\$0.46)
2140 - Psychological Services Total:	\$7,485.91	\$575.84	\$2,879.20	\$4,607.17	(\$0.46)

Community Consolidated School District No. 64

General Ledger - BOARD EXPENDITURE REPORT

Fiscal Year: 2020-2021 From Date:12/1/2020 To Date:12/31/2020

Account Mask: ??????????????????????

Account Type: Expenditure

☐ Print accounts with zero balance

☐ Include Inactive Accounts

☐ Include PreEncumbrance

FUND / SOURCE / FUNCTION / OBJECT

FY20-21 Budget

Range To Date

Year To Date

Encumbrance

Budget Balance

2191 - Lunchroom Supervision					
2000 - Employee Benefits	\$0.00	\$180.95	\$1,951.11	\$0.00	(\$1,951.11)
2191 - Lunchroom Supervision Total:	\$0.00	\$180.95	\$1,951.11	\$0.00	(\$1,951.11)
2192 - Outside Supervision					
2000 - Employee Benefits	\$0.00	\$0.00	\$54.96	\$0.00	(\$54.96)
2192 - Outside Supervision Total:	\$0.00	\$0.00	\$54.96	\$0.00	(\$54.96)
2210 - Improvement of Instruction					
2000 - Employee Benefits	\$18,773.20	\$1,453.26	\$9,760.25	\$9,447.37	(\$434.42)
2210 - Improvement of Instruction Total:	\$18,773.20	\$1,453.26	\$9,760.25	\$9,447.37	(\$434.42)
2222 - Learning Resource Center					
2000 - Employee Benefits	\$25,384.16	\$1,316.56	\$6,530.46	\$9,454.75	\$9,398.95
2222 - Learning Resource Center Total:	\$25,384.16	\$1,316.56	\$6,530.46	\$9,454.75	\$9,398.95
2225 - Comp. Assist. Instruct. Serv.					
2000 - Employee Benefits	\$77,717.74	\$6,606.88	\$40,566.62	\$43,335.60	(\$6,184.48)
2225 - Comp. Assist. Instruct. Serv. Total:	\$77,717.74	\$6,606.88	\$40,566.62	\$43,335.60	(\$6,184.48)
2320 - Office of the Superintendent					
2000 - Employee Benefits	\$7,681.70	\$608.04	\$3,952.26	\$3,952.75	(\$223.31)
2320 - Office of the Superintendent Total:	\$7,681.70	\$608.04	\$3,952.26	\$3,952.75	(\$223.31)
2330 - Special Area Administration					
2000 - Employee Benefits	\$14,329.63	\$1,102.40	\$7,165.62	\$7,166.50	(\$2.49)
2330 - Special Area Administration Total:	\$14,329.63	\$1,102.40	\$7,165.62	\$7,166.50	(\$2.49)
2410 - Office of the Principal					
2000 - Employee Benefits	\$58,900.60	\$5,113.36	\$28,385.57	\$38,151.19	(\$7,636.16)
2410 - Office of the Principal Total:	\$58,900.60	\$5,113.36	\$28,385.57	\$38,151.19	(\$7,636.16)
2520 - Fiscal Services					
2000 - Employee Benefits	\$51,565.26	\$3,585.10	\$26,104.36	\$23,099.82	\$2,361.08
2520 - Fiscal Services Total:	\$51,565.26	\$3,585.10	\$26,104.36	\$23,099.82	\$2,361.08
2541 - O&M Service Area Direction					
2000 - Employee Benefits	\$20,385.05	\$1,610.60	\$10,468.91	\$1,039.54	\$8,876.60
2541 - O&M Service Area Direction Total:	\$20,385.05	\$1,610.60	\$10,468.91	\$1,039.54	\$8,876.60
2542 - Care & Upkeep of Buildings					
2000 - Employee Benefits	\$287,634.93	\$23,524.57	\$146,534.42	\$133,588.45	\$7,512.06
2542 - Care & Upkeep of Buildings Total:	\$287,634.93	\$23,524.57	\$146,534.42	\$133,588.45	\$7,512.06
2543 - Care & Upkeep of Grounds					

Community Consolidated School District No. 64

General Ledger - BOARD EXPENDITURE REPORT

Fiscal Year: 2020-2021 From Date:12/1/2020 To Date:12/31/2020

Account Mask: ??????????????????????

Account Type: Expenditure

☐ Print accounts with zero balance

☐ Include Inactive Accounts

☐ Include PreEncumbrance

FUND / SOURCE / FUNCTION / OBJECT	FY20-21 Budget	Range To Date	Year To Date	Encumbrance	Budget Balance
2000 - Employee Benefits	\$14,527.48	\$1,145.40	\$7,445.09	\$7,467.90	(\$385.51)
2543 - Care & Upkeep of Grounds Total:	\$14,527.48	\$1,145.40	\$7,445.09	\$7,467.90	(\$385.51)
2547 - Warehouse Services					
2000 - Employee Benefits	\$5,607.15	\$429.70	\$2,793.06	\$2,793.41	\$20.68
2547 - Warehouse Services Total:	\$5,607.15	\$429.70	\$2,793.06	\$2,793.41	\$20.68
2550 - Transportation Services					
2000 - Employee Benefits	\$2,642.65	\$203.32	\$1,321.57	\$0.00	\$1,321.08
2550 - Transportation Services Total:	\$2,642.65	\$203.32	\$1,321.57	\$0.00	\$1,321.08
2633 - Information Services					
2000 - Employee Benefits	\$8,334.83	\$659.74	\$4,288.30	\$4,288.83	(\$242.30)
2633 - Information Services Total:	\$8,334.83	\$659.74	\$4,288.30	\$4,288.83	(\$242.30)
2640 - Human Resources					
2000 - Employee Benefits	\$17,168.81	\$1,333.08	\$8,918.73	\$9,033.54	(\$783.46)
2640 - Human Resources Total:	\$17,168.81	\$1,333.08	\$8,918.73	\$9,033.54	(\$783.46)
3500 - Extended Day Kindergarten					
2000 - Employee Benefits	\$11,077.32	\$457.96	\$2,518.37	\$3,500.89	\$5,058.06
3500 - Extended Day Kindergarten Total:	\$11,077.32	\$457.96	\$2,518.37	\$3,500.89	\$5,058.06
50 - Municipal Retirement Fund Total:	\$1,044,980.68	\$81,379.13	\$464,831.79	\$520,294.07	\$59,854.82

Community Consolidated School District No. 64

General Ledger - BOARD EXPENDITURE REPORT

Fiscal Year: 2020-2021 From Date:12/1/2020 To Date:12/31/2020

Account Mask: ??????????????????????

Account Type: Expenditure

☐ Print accounts with zero balance

☐ Include Inactive Accounts

☐ Include PreEncumbrance

FUND / SOURCE / FUNCTION / OBJECT

FY20-21 Budget

Range To Date

Year To Date

Encumbrance

Budget Balance

51 - Social Security/Medicare Fund

0000 - Undesignated

1110 - Elementary Education

2000 - Employee Benefits

\$364,451.44

\$12,135.34

\$61,771.44

\$93,964.64

\$208,715.36

1110 - Elementary Education Total:

\$364,451.44

\$12,135.34

\$61,771.44

\$93,964.64

\$208,715.36

1111 - Response to Intervention

2000 - Employee Benefits

\$40,082.31

\$2,946.96

\$14,870.22

\$23,606.71

\$1,605.38

1111 - Response to Intervention Total:

\$40,082.31

\$2,946.96

\$14,870.22

\$23,606.71

\$1,605.38

1112 - General Music

2000 - Employee Benefits

\$14,457.20

\$1,099.32

\$5,787.76

\$8,146.47

\$522.97

1112 - General Music Total:

\$14,457.20

\$1,099.32

\$5,787.76

\$8,146.47

\$522.97

1113 - Art Program

2000 - Employee Benefits

\$14,141.74

\$1,192.94

\$5,725.57

\$9,057.90

(\$641.73)

1113 - Art Program Total:

\$14,141.74

\$1,192.94

\$5,725.57

\$9,057.90

(\$641.73)

1114 - Instrumental Music

2000 - Employee Benefits

\$7,511.91

\$661.33

\$3,067.13

\$4,722.77

(\$277.99)

1114 - Instrumental Music Total:

\$7,511.91

\$661.33

\$3,067.13

\$4,722.77

(\$277.99)

1116 - Physical Education Program

2000 - Employee Benefits

\$31,827.21

\$2,525.62

\$12,635.56

\$19,235.71

(\$44.06)

1116 - Physical Education Program Total:

\$31,827.21

\$2,525.62

\$12,635.56

\$19,235.71

(\$44.06)

1117 - Chorus Program

2000 - Employee Benefits

\$0.00

\$2.71

\$2.71

\$5.42

(\$8.13)

1117 - Chorus Program Total:

\$0.00

\$2.71

\$2.71

\$5.42

(\$8.13)

1119 - Foreign Language

2000 - Employee Benefits

\$16,093.03

\$1,285.88

\$6,452.16

\$10,049.58

(\$408.71)

1119 - Foreign Language Total:

\$16,093.03

\$1,285.88

\$6,452.16

\$10,049.58

(\$408.71)

1120 - Middle School Education

2000 - Employee Benefits

\$82,670.13

\$6,433.26

\$31,947.33

\$48,990.34

\$1,732.46

1120 - Middle School Education Total:

\$82,670.13

\$6,433.26

\$31,947.33

\$48,990.34

\$1,732.46

1130 - Reg. Ed. Curriculum Specialist

2000 - Employee Benefits

\$4,877.78

\$381.98

\$1,968.81

\$3,054.41

(\$145.44)

1130 - Reg. Ed. Curriculum Specialist Total:

\$4,877.78

\$381.98

\$1,968.81

\$3,054.41

(\$145.44)

1200 - Special Education

2000 - Employee Benefits

\$194,167.98

\$14,572.73

\$73,020.23

\$100,865.27

\$20,282.48

1200 - Special Education Total:

\$194,167.98

\$14,572.73

\$73,020.23

\$100,865.27

\$20,282.48

Community Consolidated School District No. 64

General Ledger - BOARD EXPENDITURE REPORT

Fiscal Year: 2020-2021 From Date:12/1/2020 To Date:12/31/2020

Account Mask: ??????????????????????

Account Type: Expenditure

☐ Print accounts with zero balance

☐ Include Inactive Accounts

☐ Include PreEncumbrance

FUND / SOURCE / FUNCTION / OBJECT

FY20-21 Budget

Range To Date

Year To Date

Encumbrance

Budget Balance

1225 - Pre-K Special Education					
2000 - Employee Benefits	\$27,489.71	\$1,572.72	\$7,889.42	\$11,563.30	\$8,036.99
1225 - Pre-K Special Education Total:	\$27,489.71	\$1,572.72	\$7,889.42	\$11,563.30	\$8,036.99
1250 - Remedial Programs					
2000 - Employee Benefits	\$1,410.04	\$0.00	\$0.00	\$0.00	\$1,410.04
1250 - Remedial Programs Total:	\$1,410.04	\$0.00	\$0.00	\$0.00	\$1,410.04
1410 - Industrial Arts					
2000 - Employee Benefits	\$4,155.41	\$314.72	\$1,572.07	\$2,559.98	\$23.36
1410 - Industrial Arts Total:	\$4,155.41	\$314.72	\$1,572.07	\$2,559.98	\$23.36
1412 - Family & Consumer Science					
2000 - Employee Benefits	\$6,329.35	\$412.63	\$2,065.42	\$3,107.45	\$1,156.48
1412 - Family & Consumer Science Total:	\$6,329.35	\$412.63	\$2,065.42	\$3,107.45	\$1,156.48
1413 - Health					
2000 - Employee Benefits	\$5,634.14	\$411.12	\$2,053.19	\$3,203.01	\$377.94
1413 - Health Total:	\$5,634.14	\$411.12	\$2,053.19	\$3,203.01	\$377.94
1510 - Clubs					
2000 - Employee Benefits	\$0.00	\$28.83	\$28.83	\$46.03	(\$74.86)
1510 - Clubs Total:	\$0.00	\$28.83	\$28.83	\$46.03	(\$74.86)
1600 - WOW Program					
2000 - Employee Benefits	\$350.50	\$0.00	\$350.50	\$0.00	\$0.00
1600 - WOW Program Total:	\$350.50	\$0.00	\$350.50	\$0.00	\$0.00
1601 - Early Start of Year Program					
2000 - Employee Benefits	\$288.89	\$0.00	\$274.05	\$0.00	\$14.84
1601 - Early Start of Year Program Total:	\$288.89	\$0.00	\$274.05	\$0.00	\$14.84
1650 - Channels of Challenge Program					
2000 - Employee Benefits	\$23,109.92	\$1,671.76	\$8,182.02	\$12,348.18	\$2,579.72
1650 - Channels of Challenge Program Total:	\$23,109.92	\$1,671.76	\$8,182.02	\$12,348.18	\$2,579.72
1800 - Bilingual Program					
2000 - Employee Benefits	\$10,265.35	\$926.38	\$4,221.61	\$5,993.00	\$50.74
1800 - Bilingual Program Total:	\$10,265.35	\$926.38	\$4,221.61	\$5,993.00	\$50.74
2113 - Social Work					
2000 - Employee Benefits	\$14,005.69	\$1,123.70	\$5,206.31	\$8,063.26	\$736.12
2113 - Social Work Total:	\$14,005.69	\$1,123.70	\$5,206.31	\$8,063.26	\$736.12
2120 - Guidance Services					

Community Consolidated School District No. 64

General Ledger - BOARD EXPENDITURE REPORT

Fiscal Year: 2020-2021 From Date:12/1/2020 To Date:12/31/2020

Account Mask: ??????????????????????

Account Type: Expenditure

☐ Print accounts with zero balance

☐ Include Inactive Accounts

☐ Include PreEncumbrance

FUND / SOURCE / FUNCTION / OBJECT	FY20-21 Budget	Range To Date	Year To Date	Encumbrance	Budget Balance
2000 - Employee Benefits	\$2,822.04	\$217.08	\$1,085.34	\$1,736.50	\$0.20
2120 - Guidance Services Total:	\$2,822.04	\$217.08	\$1,085.34	\$1,736.50	\$0.20
2130 - Health Services					
2000 - Employee Benefits	\$25,500.36	\$2,512.66	\$11,755.08	\$16,103.57	(\$2,358.29)
2130 - Health Services Total:	\$25,500.36	\$2,512.66	\$11,755.08	\$16,103.57	(\$2,358.29)
2131 - OT/PT Services					
2000 - Employee Benefits	\$33,379.67	\$3,280.16	\$15,989.10	\$25,937.71	(\$8,547.14)
2131 - OT/PT Services Total:	\$33,379.67	\$3,280.16	\$15,989.10	\$25,937.71	(\$8,547.14)
2132 - Assistive Tech					
2000 - Employee Benefits	\$1,040.78	\$80.06	\$400.37	\$640.48	(\$0.07)
2132 - Assistive Tech Total:	\$1,040.78	\$80.06	\$400.37	\$640.48	(\$0.07)
2140 - Psychological Services					
2000 - Employee Benefits	\$13,737.10	\$1,050.72	\$5,312.15	\$8,405.79	\$19.16
2140 - Psychological Services Total:	\$13,737.10	\$1,050.72	\$5,312.15	\$8,405.79	\$19.16
2150 - Speech & Hearing Services					
2000 - Employee Benefits	\$20,700.38	\$1,449.54	\$7,699.54	\$11,615.96	\$1,384.88
2150 - Speech & Hearing Services Total:	\$20,700.38	\$1,449.54	\$7,699.54	\$11,615.96	\$1,384.88
2191 - Lunchroom Supervision					
2000 - Employee Benefits	\$26.08	\$150.31	\$2,725.59	\$11.43	(\$2,710.94)
2191 - Lunchroom Supervision Total:	\$26.08	\$150.31	\$2,725.59	\$11.43	(\$2,710.94)
2192 - Outside Supervision					
2000 - Employee Benefits	\$0.00	\$24.12	\$247.93	\$0.00	(\$247.93)
2192 - Outside Supervision Total:	\$0.00	\$24.12	\$247.93	\$0.00	(\$247.93)
2210 - Improvement of Instruction					
2000 - Employee Benefits	\$13,044.04	\$1,030.68	\$7,552.78	\$6,670.67	(\$1,179.41)
2210 - Improvement of Instruction Total:	\$13,044.04	\$1,030.68	\$7,552.78	\$6,670.67	(\$1,179.41)
2222 - Learning Resource Center					
2000 - Employee Benefits	\$21,568.67	\$1,378.06	\$6,909.64	\$10,384.70	\$4,274.33
2222 - Learning Resource Center Total:	\$21,568.67	\$1,378.06	\$6,909.64	\$10,384.70	\$4,274.33
2225 - Comp. Assist. Instruct. Serv.					
2000 - Employee Benefits	\$53,967.06	\$4,577.25	\$27,888.91	\$30,358.84	(\$4,280.69)
2225 - Comp. Assist. Instruct. Serv. Total:	\$53,967.06	\$4,577.25	\$27,888.91	\$30,358.84	(\$4,280.69)
2320 - Office of the Superintendent					
2000 - Employee Benefits	\$7,650.70	\$604.76	\$3,930.95	\$3,930.95	(\$211.20)
2320 - Office of the Superintendent Total:	\$7,650.70	\$604.76	\$3,930.95	\$3,930.95	(\$211.20)

Community Consolidated School District No. 64

General Ledger - BOARD EXPENDITURE REPORT

Fiscal Year: 2020-2021 From Date:12/1/2020 To Date:12/31/2020

Account Mask: ??????????????????????

Account Type: Expenditure

☐ Print accounts with zero balance

☐ Include Inactive Accounts

☐ Include PreEncumbrance

FUND / SOURCE / FUNCTION / OBJECT

FY20-21 Budget

Range To Date

Year To Date

Encumbrance

Budget Balance

2330 - Special Area Administration					
2000 - Employee Benefits	\$14,949.47	\$1,254.52	\$7,667.98	\$8,646.52	(\$1,365.03)
2330 - Special Area Administration Total:	\$14,949.47	\$1,254.52	\$7,667.98	\$8,646.52	(\$1,365.03)
2410 - Office of the Principal					
2000 - Employee Benefits	\$53,482.31	\$4,681.32	\$27,630.21	\$33,641.86	(\$7,789.76)
2410 - Office of the Principal Total:	\$53,482.31	\$4,681.32	\$27,630.21	\$33,641.86	(\$7,789.76)
2510 - Direction of Business Support					
2000 - Employee Benefits	\$2,656.42	\$210.34	\$1,367.21	\$1,369.11	(\$79.90)
2510 - Direction of Business Support Total:	\$2,656.42	\$210.34	\$1,367.21	\$1,369.11	(\$79.90)
2520 - Fiscal Services					
2000 - Employee Benefits	\$30,930.86	\$2,143.13	\$15,656.67	\$13,811.79	\$1,462.40
2520 - Fiscal Services Total:	\$30,930.86	\$2,143.13	\$15,656.67	\$13,811.79	\$1,462.40
2541 - O&M Service Area Direction					
2000 - Employee Benefits	\$11,978.73	\$246.35	\$5,461.43	\$643.04	\$5,874.26
2541 - O&M Service Area Direction Total:	\$11,978.73	\$246.35	\$5,461.43	\$643.04	\$5,874.26
2542 - Care & Upkeep of Buildings					
2000 - Employee Benefits	\$170,484.73	\$14,018.35	\$89,511.37	\$78,850.08	\$2,123.28
2542 - Care & Upkeep of Buildings Total:	\$170,484.73	\$14,018.35	\$89,511.37	\$78,850.08	\$2,123.28
2543 - Care & Upkeep of Grounds					
2000 - Employee Benefits	\$8,755.75	\$690.68	\$4,490.18	\$4,502.28	(\$236.71)
2543 - Care & Upkeep of Grounds Total:	\$8,755.75	\$690.68	\$4,490.18	\$4,502.28	(\$236.71)
2547 - Warehouse Services					
2000 - Employee Benefits	\$3,031.08	\$232.16	\$1,511.74	\$1,509.05	\$10.29
2547 - Warehouse Services Total:	\$3,031.08	\$232.16	\$1,511.74	\$1,509.05	\$10.29
2550 - Transportation Services					
2000 - Employee Benefits	\$1,548.82	\$119.14	\$774.42	\$0.00	\$774.40
2550 - Transportation Services Total:	\$1,548.82	\$119.14	\$774.42	\$0.00	\$774.40
2633 - Information Services					
2000 - Employee Benefits	\$4,892.69	\$387.80	\$2,520.83	\$2,520.70	(\$148.84)
2633 - Information Services Total:	\$4,892.69	\$387.80	\$2,520.83	\$2,520.70	(\$148.84)
2640 - Human Resources					
2000 - Employee Benefits	\$16,333.16	\$1,040.58	\$12,352.35	\$7,585.99	(\$3,605.18)
2640 - Human Resources Total:	\$16,333.16	\$1,040.58	\$12,352.35	\$7,585.99	(\$3,605.18)
3500 - Extended Day Kindergarten					

Community Consolidated School District No. 64

General Ledger - BOARD EXPENDITURE REPORT

Fiscal Year: 2020-2021 From Date:12/1/2020 To Date:12/31/2020

Account Mask: ??????????????????????

Account Type: Expenditure

☐ Print accounts with zero balance

☐ Include Inactive Accounts

☐ Include PreEncumbrance

FUND / SOURCE / FUNCTION / OBJECT	FY20-21 Budget	Range To Date	Year To Date	Encumbrance	Budget Balance
2000 - Employee Benefits	\$7,776.94	\$199.64	\$1,137.97	\$1,576.82	\$5,062.15
3500 - Extended Day Kindergarten Total:	\$7,776.94	\$199.64	\$1,137.97	\$1,576.82	\$5,062.15
3600 - Community Services					
2000 - Employee Benefits	\$0.00	\$0.00	\$4.89	\$0.00	(\$4.89)
3600 - Community Services Total:	\$0.00	\$0.00	\$4.89	\$0.00	(\$4.89)
3700 - Parochial/Private Services					
2000 - Employee Benefits	\$3,857.92	\$243.96	\$1,159.68	\$1,995.94	\$702.30
3700 - Parochial/Private Services Total:	\$3,857.92	\$243.96	\$1,159.68	\$1,995.94	\$702.30
51 - Social Security/Medicare Fund Total:	\$1,387,435.49	\$91,523.30	\$511,836.65	\$641,033.21	\$234,565.63

Community Consolidated School District No. 64

General Ledger - BOARD EXPENDITURE REPORT

Fiscal Year: 2020-2021 From Date:12/1/2020 To Date:12/31/2020

Account Mask: ??????????????????????

Account Type: Expenditure

☐ Print accounts with zero balance

☐ Include Inactive Accounts

☐ Include PreEncumbrance

FUND / SOURCE / FUNCTION / OBJECT

FY20-21 Budget

Range To Date

Year To Date

Encumbrance

Budget Balance

60 - Capital Projects Fund

0000 - Undesignated

2533 - Construction Services

3000 - Purchased Services

\$497,000.00

\$0.00

\$247,223.32

\$6,950.00

\$242,826.68

2533 - Construction Services Total:

\$497,000.00

\$0.00

\$247,223.32

\$6,950.00

\$242,826.68

2536 - Facility Improvements

3000 - Purchased Services

\$0.00

\$0.00

\$2,378.00

\$0.00

(\$2,378.00)

5000 - Capital Expenditures > \$1,500

\$4,694,776.00

\$0.00

\$4,283,056.07

\$0.00

\$411,719.93

2536 - Facility Improvements Total:

\$4,694,776.00

\$0.00

\$4,285,434.07

\$0.00

\$409,341.93

60 - Capital Projects Fund Total:

\$5,191,776.00

\$0.00

\$4,532,657.39

\$6,950.00

\$652,168.61

Community Consolidated School District No. 64

General Ledger - BOARD EXPENDITURE REPORT

Fiscal Year: 2020-2021 From Date:12/1/2020 To Date:12/31/2020

Account Mask: ??????????????????????

Account Type: Expenditure

☐ Print accounts with zero balance

☐ Include Inactive Accounts

☐ Include PreEncumbrance

FUND / SOURCE / FUNCTION / OBJECT

FY20-21 Budget

Range To Date

Year To Date

Encumbrance

Budget Balance

80 - Tort Fund

0000 - Undesignated

2320 - Office of the Superintendent

3000 - Purchased Services

\$2,000.00

\$495.00

\$693.00

\$0.00

\$1,307.00

4000 - Supplies <\$500

\$250.00

\$0.00

\$0.00

\$0.00

\$250.00

2320 - Office of the Superintendent Total:

\$2,250.00

\$495.00

\$693.00

\$0.00

\$1,557.00

2510 - Direction of Business Support

2000 - Employee Benefits

\$0.00

\$312.50

\$312.50

\$0.00

(\$312.50)

3000 - Purchased Services

\$400,050.00

\$0.00

\$398,063.00

\$0.00

\$1,987.00

2510 - Direction of Business Support Total:

\$400,050.00

\$312.50

\$398,375.50

\$0.00

\$1,674.50

2540 - Operations & Maintenance

3000 - Purchased Services

\$102,302.00

\$0.00

\$102,100.50

\$0.00

\$201.50

2540 - Operations & Maintenance Total:

\$102,302.00

\$0.00

\$102,100.50

\$0.00

\$201.50

80 - Tort Fund Total:

\$504,602.00

\$807.50

\$501,169.00

\$0.00

\$3,433.00

Community Consolidated School District No. 64

General Ledger - BOARD EXPENDITURE REPORT

Fiscal Year: 2020-2021 From Date:12/1/2020 To Date:12/31/2020

Account Mask: ??????????????????????

Account Type: Expenditure

☐ Print accounts with zero balance ☐ Include Inactive Accounts ☐ Include PreEncumbrance

FUND / SOURCE / FUNCTION / OBJECT	FY20-21 Budget	Range To Date	Year To Date	Encumbrance	Budget Balance
Grand Total:	\$86,779,502.70	\$5,980,842.47	\$40,162,974.11	\$35,897,812.05	\$10,718,716.54

End of Report

Community Consolidated School District No. 64

General Ledger - BOARD TRANSFERS IN

Fiscal Year: 2020-2021 From Date:12/1/2020 To Date:12/31/2020

Account Mask: ??????????????????????

Account Type: Transfers In

☒ Print accounts with zero balance ☐ Include Inactive Accounts ☐ Include PreEncumbrance

FUND / SOURCE / FUNCTION / OBJECT / LOCATION

FY20-21 Budget Range To Date Year To Date Encumbrance Budget Balance

10 - Education Fund						
7120 - Transfer of Working Cash Interest						
0000 - Undesignated						
0000 - Undesignated						
000 - District Wide	\$0.00	\$0.00	\$0.00	\$0.00	\$0.00	\$0.00
0000 - Undesignated Total:	\$0.00	\$0.00	\$0.00	\$0.00	\$0.00	\$0.00
7130 - Permanent Transfer of Funds						
0000 - Undesignated						
0000 - Undesignated						
000 - District Wide	\$0.00	\$0.00	\$0.00	\$0.00	\$0.00	\$0.00
0000 - Undesignated Total:	\$0.00	\$0.00	\$0.00	\$0.00	\$0.00	\$0.00
7140 - Permanent Transfer of Interest						
0000 - Undesignated						
0000 - Undesignated						
000 - District Wide	\$0.00	\$0.00	\$0.00	\$0.00	\$0.00	\$0.00
0000 - Undesignated Total:	\$0.00	\$0.00	\$0.00	\$0.00	\$0.00	\$0.00
7300 - Sale of Fixed Assets						
0000 - Undesignated						
0000 - Undesignated						
000 - District Wide	\$0.00	\$0.00	\$0.00	\$0.00	\$0.00	\$0.00
0000 - Undesignated Total:	\$0.00	\$0.00	\$0.00	\$0.00	\$0.00	\$0.00
10 - Education Fund Total:	\$0.00	\$0.00	\$0.00	\$0.00	\$0.00	\$0.00

Community Consolidated School District No. 64

General Ledger - BOARD TRANSFERS IN

Fiscal Year: 2020-2021 From Date:12/1/2020 To Date:12/31/2020

Account Mask: ??????????????????????

Account Type: Transfers In

☒ Print accounts with zero balance

☐ Include Inactive Accounts

☐ Include PreEncumbrance

FUND / SOURCE / FUNCTION / OBJECT / LOCATION

FY20-21 Budget

Range To Date

Year To Date

Encumbrance

Budget Balance

20 - Operations & Maintenance Fund

7110 - Working Cash Abatement

0000 - Undesignated

0000 - Undesignated

000 - District Wide

\$0.00

\$0.00

\$0.00

\$0.00

\$0.00

0000 - Undesignated Total:

\$0.00

\$0.00

\$0.00

\$0.00

\$0.00

7130 - Permanent Transfer of Funds

0000 - Undesignated

0000 - Undesignated

000 - District Wide

(\$2,500,000.00)

\$0.00

\$0.00

\$0.00

(\$2,500,000.00)

0000 - Undesignated Total:

(\$2,500,000.00)

\$0.00

\$0.00

\$0.00

(\$2,500,000.00)

7300 - Sale of Fixed Assets

0000 - Undesignated

0000 - Undesignated

000 - District Wide

\$0.00

\$0.00

\$0.00

\$0.00

\$0.00

0000 - Undesignated Total:

\$0.00

\$0.00

\$0.00

\$0.00

\$0.00

20 - Operations & Maintenance Fund Total:

(\$2,500,000.00)

\$0.00

\$0.00

\$0.00

(\$2,500,000.00)

Community Consolidated School District No. 64

General Ledger - BOARD TRANSFERS IN

Fiscal Year: 2020-2021 From Date:12/1/2020 To Date:12/31/2020

Account Mask: ??????????????????????

Account Type: Transfers In

☒ Print accounts with zero balance

☐ Include Inactive Accounts

☐ Include PreEncumbrance

FUND / SOURCE / FUNCTION / OBJECT / LOCATION

FY20-21 Budget

Range To Date

Year To Date

Encumbrance

Budget Balance

30 - Debt Services Fund					
7210 - Principal on Bonds Sold					
0000 - Undesignated					
0000 - Undesignated					
000 - District Wide	\$0.00	\$0.00	\$0.00	\$0.00	\$0.00
0000 - Undesignated Total:	\$0.00	\$0.00	\$0.00	\$0.00	\$0.00
7430 - Transfer for Capital Lease Principal					
0000 - Undesignated					
0000 - Undesignated					
000 - District Wide	(\$171,499.24)	\$0.00	\$0.00	\$0.00	(\$171,499.24)
0000 - Undesignated Total:	(\$171,499.24)	\$0.00	\$0.00	\$0.00	(\$171,499.24)
7530 - Transfer for Capital Lease Interest					
0000 - Undesignated					
0000 - Undesignated					
000 - District Wide	(\$5,907.65)	\$0.00	\$0.00	\$0.00	(\$5,907.65)
0000 - Undesignated Total:	(\$5,907.65)	\$0.00	\$0.00	\$0.00	(\$5,907.65)
7640 - Transfer for Debt Certificates Principal					
0000 - Undesignated					
0000 - Undesignated					
000 - District Wide	(\$500,000.00)	\$0.00	\$0.00	\$0.00	(\$500,000.00)
0000 - Undesignated Total:	(\$500,000.00)	\$0.00	\$0.00	\$0.00	(\$500,000.00)
7740 - Transfer for Debt Certificates Interest					
0000 - Undesignated					
0000 - Undesignated					
000 - District Wide	(\$283,925.00)	\$0.00	\$0.00	\$0.00	(\$283,925.00)
0000 - Undesignated Total:	(\$283,925.00)	\$0.00	\$0.00	\$0.00	(\$283,925.00)
30 - Debt Services Fund Total:	(\$961,331.89)	\$0.00	\$0.00	\$0.00	(\$961,331.89)

Community Consolidated School District No. 64

General Ledger - BOARD TRANSFERS IN

Fiscal Year: 2020-2021 From Date:12/1/2020 To Date:12/31/2020

Account Mask: ??????????????????????

Account Type: Transfers In

☒ Print accounts with zero balance

☐ Include Inactive Accounts

☐ Include PreEncumbrance

FUND / SOURCE / FUNCTION / OBJECT / LOCATION

FY20-21 Budget

Range To Date

Year To Date

Encumbrance

Budget Balance

60 - Capital Projects Fund

7110 - Working Cash Abatement

0000 - Undesignated

0000 - Undesignated

000 - District Wide

\$0.00

\$0.00

\$0.00

\$0.00

\$0.00

0000 - Undesignated Total:

\$0.00

\$0.00

\$0.00

\$0.00

\$0.00

7800 - Transfer for Capital Projects

0000 - Undesignated

0000 - Undesignated

000 - District Wide

(\$2,500,000.00)

\$0.00

\$0.00

\$0.00

(\$2,500,000.00)

0000 - Undesignated Total:

(\$2,500,000.00)

\$0.00

\$0.00

\$0.00

(\$2,500,000.00)

60 - Capital Projects Fund Total:

(\$2,500,000.00)

\$0.00

\$0.00

\$0.00

(\$2,500,000.00)

Community Consolidated School District No. 64

General Ledger - BOARD TRANSFERS IN

Fiscal Year: 2020-2021 From Date:12/1/2020 To Date:12/31/2020

Account Mask: ??????????????????????

Account Type: Transfers In

☒ Print accounts with zero balance

☐ Include Inactive Accounts

☐ Include PreEncumbrance

FUND / SOURCE / FUNCTION / OBJECT / LOCATION

FY20-21 Budget

Range To Date

Year To Date

Encumbrance

Budget Balance

70 - Working Cash Fund

7210 - Principal on Bonds Sold

0000 - Undesignated

0000 - Undesignated

000 - District Wide

\$0.00

\$0.00

\$0.00

\$0.00

\$0.00

0000 - Undesignated Total:

\$0.00

\$0.00

\$0.00

\$0.00

\$0.00

7220 - Premium on Bonds Sold

0000 - Undesignated

0000 - Undesignated

000 - District Wide

\$0.00

\$0.00

\$0.00

\$0.00

\$0.00

0000 - Undesignated Total:

\$0.00

\$0.00

\$0.00

\$0.00

\$0.00

70 - Working Cash Fund Total:

\$0.00

\$0.00

\$0.00

\$0.00

\$0.00

Community Consolidated School District No. 64

General Ledger - BOARD TRANSFERS IN

Fiscal Year: 2020-2021 From Date:12/1/2020 To Date:12/31/2020

Account Mask: ??????????????????????

Account Type: Transfers In

☒ Print accounts with zero balance ☐ Include Inactive Accounts ☐ Include PreEncumbrance

FUND / SOURCE / FUNCTION / OBJECT / LOCATION	FY20-21 Budget	Range To Date	Year To Date	Encumbrance	Budget Balance
Grand Total:	(\$5,961,331.89)	\$0.00	\$0.00	\$0.00	(\$5,961,331.89)

End of Report

Community Consolidated School District No. 64

General Ledger - BOARD TRANSFERS OUT

Fiscal Year: 2020-2021 From Date:12/1/2020 To Date:12/31/2020

Account Mask: ??????????????????????

Account Type: Transfers Out

☒ Print accounts with zero balance ☐ Include Inactive Accounts ☐ Include PreEncumbrance

FUND / SOURCE / FUNCTION / OBJECT / LOCATION

FY20-21 Budget Range To Date Year To Date Encumbrance Budget Balance

10 - Education Fund

0000 - Undesignated

8130 - Permanent Transfer Among Funds

6600 - Transfers

000 - District Wide

\$2,500,000.00 \$0.00 \$0.00 \$0.00 \$2,500,000.00

8130 - Permanent Transfer Among Funds Total: \$2,500,000.00 \$0.00 \$0.00 \$0.00 \$2,500,000.00

8430 - Transfer Cap Lease Principal

6600 - Transfers

000 - District Wide

\$171,499.24 \$0.00 \$0.00 \$0.00 \$171,499.24

8430 - Transfer Cap Lease Principal Total: \$171,499.24 \$0.00 \$0.00 \$0.00 \$171,499.24

8530 - Transfer Cap Lease Interest

6600 - Transfers

000 - District Wide

\$5,907.65 \$0.00 \$0.00 \$0.00 \$5,907.65

8530 - Transfer Cap Lease Interest Total: \$5,907.65 \$0.00 \$0.00 \$0.00 \$5,907.65

10 - Education Fund Total: \$2,677,406.89 \$0.00 \$0.00 \$0.00 \$2,677,406.89

Community Consolidated School District No. 64

General Ledger - BOARD TRANSFERS OUT

Fiscal Year: 2020-2021 From Date:12/1/2020 To Date:12/31/2020

Account Mask: ??????????????????????

Account Type: Transfers Out

☒ Print accounts with zero balance

☐ Include Inactive Accounts

☐ Include PreEncumbrance

FUND / SOURCE / FUNCTION / OBJECT / LOCATION

FY20-21 Budget

Range To Date

Year To Date

Encumbrance

Budget Balance

20 - Operations & Maintenance Fund

0000 - Undesignated

8640 - Fd Bal Transf-Debt Cert Princp

6600 - Transfers

000 - District Wide

\$500,000.00

\$0.00

\$0.00

\$0.00

\$500,000.00

8640 - Fd Bal Transf-Debt Cert Princp Total:

\$500,000.00

\$0.00

\$0.00

\$0.00

\$500,000.00

8740 - Fd Bal Transf-Debt Cert Int

6600 - Transfers

000 - District Wide

\$283,925.00

\$0.00

\$0.00

\$0.00

\$283,925.00

8740 - Fd Bal Transf-Debt Cert Int Total:

\$283,925.00

\$0.00

\$0.00

\$0.00

\$283,925.00

8840 - Transfer for Capital Projects

6600 - Transfers

000 - District Wide

\$2,500,000.00

\$0.00

\$0.00

\$0.00

\$2,500,000.00

8840 - Transfer for Capital Projects Total:

\$2,500,000.00

\$0.00

\$0.00

\$0.00

\$2,500,000.00

20 - Operations & Maintenance Fund Total:

\$3,283,925.00

\$0.00

\$0.00

\$0.00

\$3,283,925.00

Community Consolidated School District No. 64

General Ledger - BOARD TRANSFERS OUT

Fiscal Year: 2020-2021 From Date:12/1/2020 To Date:12/31/2020

Account Mask: ??????????????????????

Account Type: Transfers Out

☒ Print accounts with zero balance ☐ Include Inactive Accounts ☐ Include PreEncumbrance

FUND / SOURCE / FUNCTION / OBJECT / LOCATION

FY20-21 Budget Range To Date Year To Date Encumbrance Budget Balance

40 - Transportation Fund

0000 - Undesignated

8130 - Permanent Transfer Among Funds

6600 - Transfers

000 - District Wide	\$0.00	\$0.00	\$0.00	\$0.00	\$0.00
8130 - Permanent Transfer Among Funds Total:	\$0.00	\$0.00	\$0.00	\$0.00	\$0.00
40 - Transportation Fund Total:	\$0.00	\$0.00	\$0.00	\$0.00	\$0.00

Community Consolidated School District No. 64

General Ledger - BOARD TRANSFERS OUT

Fiscal Year: 2020-2021 From Date:12/1/2020 To Date:12/31/2020

Account Mask: ??????????????????????

Account Type: Transfers Out

☒ Print accounts with zero balance

☐ Include Inactive Accounts

☐ Include PreEncumbrance

FUND / SOURCE / FUNCTION / OBJECT / LOCATION

FY20-21 Budget

Range To Date

Year To Date

Encumbrance

Budget Balance

70 - Working Cash Fund

0000 - Undesignated

8110 - Working Cash Abatement

6600 - Transfers

000 - District Wide

\$0.00

\$0.00

\$0.00

\$0.00

\$0.00

8110 - Working Cash Abatement Total:

\$0.00

\$0.00

\$0.00

\$0.00

\$0.00

70 - Working Cash Fund Total:

\$0.00

\$0.00

\$0.00

\$0.00

\$0.00

Community Consolidated School District No. 64

General Ledger - BOARD TRANSFERS OUT

Fiscal Year: 2020-2021 From Date:12/1/2020 To Date:12/31/2020

Account Mask: ??????????????????????

Account Type: Transfers Out

☒ Print accounts with zero balance ☐ Include Inactive Accounts ☐ Include PreEncumbrance

FUND / SOURCE / FUNCTION / OBJECT / LOCATION	FY20-21 Budget	Range To Date	Year To Date	Encumbrance	Budget Balance
Grand Total:	\$5,961,331.89	\$0.00	\$0.00	\$0.00	\$5,961,331.89

End of Report

EDUCATION FUND

MATURITY DATE	DATE PURCHASED	YIELD	DAYS HELD	AMOUNT INVESTED	INTEREST EARNED	TYPE OF INVESTMENT	INTEREST PAID
02-26-21	09-13-17	1.5583%	1262	\$1,000,000.00	\$48,201.39	AGENCY	S
02-26-21	06-01-18	1.5583%	1001	\$500,000.00	\$19,116.32	AGENCY	S
02-26-21	07-01-19	1.5583%	606	\$600,000.00	\$13,887.50	AGENCY	S
03-15-24	07-01-19	2.7000%	1719	\$600,000.00	\$77,355.00	AGENCY	S
03-29-21	07-01-19	2.0000%	637	\$250,000.00	\$8,847.22	AGENCY	S
05-06-21	09-09-16	1.2522%	1700	\$2,000,000.00	\$118,055.56	AGENCY	S
06-11-21	07-01-19	1.8302%	711	\$500,000.00	\$22,218.75	AGENCY	S
08-12-21	09-21-16	1.3200%	1786	\$2,000,000.00	\$111,625.00	AGENCY	S
09-10-21	07-01-19	2.1307%	802	\$300,000.00	\$20,050.00	AGENCY	S
08-18-25	08-18-20	0.5000%	1826	\$1,000,000.00	\$25,361.11	AGENCY	S
03-01-22	03-07-19	2.5500%	1090	\$500,000.00	\$38,604.17	AGENCY	S
03-01-22	07-01-19	2.5500%	974	\$600,000.00	\$41,395.00	AGENCY	S
04-25-22	08-03-18	2.8582%	1361	\$2,000,000.00	\$207,930.56	AGENCY	S
09-14-22	07-01-19	2.0000%	1171	\$1,000,000.00	\$65,055.56	AGENCY	S
03-06-23	03-06-17	2.2800%	2191	\$1,000,000.00	\$130,851.39	AGENCY	S
05-01-23	08-18-17	1.9768%	2082	\$1,000,000.00	\$115,666.67	AGENCY	S
06-09-23	07-01-19	2.9206%	1439	\$300,000.00	\$38,972.92	AGENCY	S
07-17-23	08-15-18	2.8421%	1797	\$2,000,000.00	\$287,020.83	AGENCY	S
10-02-23	10-02-20	0.2214%	1095	\$1,500,000.00	\$9,125.00	AGENCY	S
12-13-24	09-01-20	0.3311%	1564	\$2,000,000.00	\$238,944.44	AGENCY	S
06-09-25	06-09-20	0.5660%	1826	\$1,000,000.00	\$25,361.11	AGENCY	S
09-23-25	10-26-20	0.4850%	1793	\$1,000,000.00	\$18,677.08	AGENCY	S
07-22-26	08-13-20	0.5700%	2169	\$2,000,000.00	\$66,275.00	AGENCY	S
TOTAL		1.5057%	1,417	\$24,650,000.00	\$1,748,597.58		

TORT FUND

MATURITY DATE	DATE PURCHASED	YIELD	DAYS HELD	AMOUNT INVESTED	INTEREST EARNED	TYPE OF INVESTMENT	INTEREST PAID
01-05-22	01-11-17	1.9792%	1820	\$100,000.00	\$10,111.11	AGENCY	S
03-11-22	02-03-17	2.0048%	1862	\$200,000.00	\$23,275.00	AGENCY	S
TOTAL		1.9963%	1,841	\$300,000.00	\$33,386.11		

OPERATIONS AND BUILDING MAINTENANCE FUND

MATURITY DATE	DATE PURCHASED	YIELD	DAYS HELD	AMOUNT INVESTED	INTEREST EARNED	TYPE OF INVESTMENT	INTEREST PAID
03-29-21	03-29-17	2.0000%	1461	\$200,000.00	\$16,233.33	AGENCY	S

RPT 230
PORT.853

SCHOOL DISTRICT 64
Summary of Investments
12/31/2020

Page: 2
11:24:14 04 JAN 2021

05-06-21	09-09-16	1.2522%	1700	\$200,000.00	\$11,805.56	AGENCY	S
06-11-21	06-01-15	1.8301%	2202	\$300,000.00	\$41,287.50	AGENCY	S
06-11-21	09-15-17	1.6234%	1365	\$500,000.00	\$35,546.88	AGENCY	S
08-12-21	09-21-16	1.3200%	1786	\$500,000.00	\$27,906.25	AGENCY	S
09-10-21	07-14-15	2.1303%	2250	\$500,000.00	\$93,750.00	AGENCY	S
10-07-21	10-21-16	1.3978%	1812	\$200,000.00	\$13,841.67	AGENCY	S
09-14-22	09-14-17	2.0000%	1826	\$160,000.00	\$16,231.11	AGENCY	S
<hr/>							
TOTAL		1.6937%	1,800	\$2,560,000.00	\$256,602.30		
<hr/>							

BOND AND INTEREST FUND

MATURITY DATE	DATE PURCHASED	YIELD	DAYS HELD	AMOUNT INVESTED	INTEREST EARNED	TYPE OF INVESTMENT	INTEREST PAID
<hr/>							
05-06-21	07-01-19	1.2522%	675	\$200,000.00	\$4,687.50	AGENCY	S
09-09-22	07-01-19	1.9501%	1166	\$500,000.00	\$32,388.89	AGENCY	S
<hr/>							
TOTAL		1.7507%	921	\$700,000.00	\$37,076.39		
<hr/>							

TRANSPORTATION FUND

MATURITY DATE	DATE PURCHASED	YIELD	DAYS HELD	AMOUNT INVESTED	INTEREST EARNED	TYPE OF INVESTMENT	INTEREST PAID
<hr/>							
02-26-21	09-13-17	1.5583%	1262	\$200,000.00	\$9,640.28	AGENCY	S
03-15-24	03-15-19	2.7000%	1827	\$200,000.00	\$27,405.00	AGENCY	S
06-11-21	09-15-17	1.6234%	1365	\$200,000.00	\$14,218.75	AGENCY	S
01-05-22	01-11-17	1.9792%	1820	\$100,000.00	\$10,111.11	AGENCY	S
08-18-25	08-18-20	0.5000%	1826	\$100,000.00	\$2,536.11	AGENCY	S
10-02-23	10-02-20	0.2214%	1095	\$300,000.00	\$1,825.00	AGENCY	S
<hr/>							
TOTAL		1.3552%	1,533	\$1,100,000.00	\$65,736.25		
<hr/>							

MUNICIPAL RETIREMENT FUND

MATURITY DATE	DATE PURCHASED	YIELD	DAYS HELD	AMOUNT INVESTED	INTEREST EARNED	TYPE OF INVESTMENT	INTEREST PAID
<hr/>							
03-15-24	03-15-19	2.7000%	1827	\$100,000.00	\$13,702.50	AGENCY	S
05-06-21	09-09-16	1.2522%	1700	\$200,000.00	\$11,805.56	AGENCY	S

RPT 230
PORT.853

SCHOOL DISTRICT 64
Summary of Investments
12/31/2020

Page: 3
11:24:14 04 JAN 2021

10-07-21	10-21-16	1.3978%	1812	\$200,000.00	\$13,841.67	AGENCY	S
06-09-23	08-03-18	2.9205%	1771	\$100,000.00	\$15,988.19	AGENCY	S
TOTAL		1.8201%	1,778	\$600,000.00	\$55,337.92		

SOCIAL SECURITY FUND

MATURITY DATE	DATE PURCHASED	YIELD	DAYS HELD	AMOUNT INVESTED	INTEREST EARNED	TYPE OF INVESTMENT	INTEREST PAID
03-15-24	03-15-19	2.7000%	1827	\$100,000.00	\$13,702.50	AGENCY	S
06-11-21	09-15-17	1.6234%	1365	\$100,000.00	\$7,109.38	AGENCY	S
09-30-21	09-29-17	1.8002%	1462	\$100,000.00	\$7,391.22	AGENCY	S
04-25-22	08-03-18	2.8582%	1361	\$100,000.00	\$10,396.53	AGENCY	S
07-17-23	08-15-18	2.8421%	1797	\$100,000.00	\$14,351.04	AGENCY	S
TOTAL		2.3648%	1,562	\$500,000.00	\$52,950.67		

WORKING CASH FUND

MATURITY DATE	DATE PURCHASED	YIELD	DAYS HELD	AMOUNT INVESTED	INTEREST EARNED	TYPE OF INVESTMENT	INTEREST PAID
08-18-25	08-18-20	0.5000%	1826	\$300,000.00	\$7,608.33	AGENCY	S
06-09-25	06-09-20	0.5660%	1826	\$500,000.00	\$12,680.56	AGENCY	S
TOTAL		0.5413%	1,826	\$800,000.00	\$20,288.89		

GRAND TOTAL	1.5211%	1,544	\$31,210,000.00	\$2,269,976.11			
-------------	---------	-------	-----------------	----------------	--	--	--

=====

RPT 16 853 SCHOOL DISTRICT 64
11:24:13 04 JAN 2021

A C C O U N T I N G D E T A I L - I P M S I I I - START: 12-01-20 END: 12-31-20 PAGE 1
HELD TO MATURITY

CUSIP	LOT	PAR VALUE	D E S C R I P T I O N		MATURES	COST	MTD INT	MTD INCOME	DLY INT	A.I. BAL	NXT PRN PMT	LAST CPN
	CODE	DATE	ST	ISSUED	COUPON	ACQ DATE	CURRENT BOOK	INT REC/PD	TD AC/AM	DI/PR BAL	NXT INT PMT	NEXT CPND
		ORIGINAL FACE		Mkt Date	Mkt Price	AMORT DATE	MARKET VALUE	%PRIN BAL		UNREAL P/L	DELAY PMTS	DUE DATE
=====												
Security Class: 100 EDUCATION FUND												
3135G0J20	1	1,000,000.00		FANNIE MAE		02-26-21	993,860.00	1,145.83*	1,297.62	38.19	4,774.31	08-26-20S
				02-05-16	1.3750	09-13-17L	999,721.72	151.79	0.00	5,861.72	278.28	02-26-21
				12/31/20	100.1843	(02-26-21)	1,001,843.00				2,121.28	*
3135G0J20	5	500,000.00		FANNIE MAE		02-26-21	497,554.16	572.92*	648.67	19.10	2,387.15	08-26-20S
				02-05-16	1.3750	06-01-18L	499,861.13	75.75	0.00	2,306.97	138.87	02-26-21
				12/31/20	100.1843	(02-26-21)	500,921.50				1,060.37	*
3135G0J20	6	600,000.00		FANNIE MAE		02-26-21	598,212.01	687.50*	778.43	22.92	2,864.58	08-26-20S
				02-05-16	1.3750	07-01-19L	599,833.31	90.93	0.00	1,621.30	166.69	02-26-21
				12/31/20	100.1843	(02-26-21)	601,105.80				1,272.49	*
3134GBBM3	4	250,000.00		FHLMC		03-29-21	250,000.00	416.67*	416.67	13.89	1,277.78	09-29-20S
	Call	03-29-21		03-29-17	2.0000	07-01-19L	250,000.00	0.00	0.00	0.00	0.00	03-29-21
				12/31/20	100.4570	(03-29-21)	251,142.50				1,142.50	*
3135G0K69	1	2,000,000.00		FNMA		05-06-21	1,999,800.00	2,083.33*	2,087.23	69.44	3,819.44	11-06-20S
				05-16-16	1.2500	09-09-16L	1,999,983.73	3.90	0.00	183.73	16.27	05-06-21
				12/31/20	100.3898	(05-06-21)	2,007,796.00				7,812.27	*
3130A1W95	3	500,000.00		FEDERAL HOME LOAN BANKS CO		06-11-21	503,991.20	937.50*	764.80	31.25	625.00	12-11-20S
				05-05-14	2.2500	07-01-19L	500,923.55	-172.70	5,625.00	-3,067.65	-923.55	06-11-21
				12/31/20	100.9128	(06-11-21)	504,564.00				3,640.45	*
3137EAEC9	1	2,000,000.00		FHLMC		08-12-21	1,981,576.00	1,875.00*	2,195.74	62.50	8,687.50	08-12-20S
				08-12-16	1.1250	09-21-16L	1,997,616.89	320.74	0.00	16,040.89	2,383.11	02-12-21
				12/31/20	100.6139	(08-12-21)	2,012,278.00				14,661.11	*
313383ZU8	3	300,000.00		FEDERAL HOME LOAN BANKS CO		09-10-21	305,553.41	750.00*	537.22	25.00	2,775.00	09-10-20S
				09-06-13	3.0000	07-01-19L	301,775.92	-212.78	0.00	-3,777.49	-1,775.92	03-10-21
				12/31/20	101.9929	(09-10-21)	305,978.70				4,202.78	*
3133EKBV7	2	500,000.00		FFCB 2.55% BULLET		03-01-22	500,000.00	1,062.50*	1,062.50	35.42	4,250.00	09-01-20S
				03-01-19	2.5500	03-07-19L	500,000.00	0.00	0.00	0.00	0.00	03-01-21
				12/31/20	102.7927	(03-01-22)	513,963.50				13,963.50	*
3133EKBV7	3	600,000.00		FFCB 2.55% BULLET		03-01-22	600,000.00	1,275.00*	1,275.00	42.50	5,100.00	09-01-20S
				03-01-19	2.5500	07-01-19L	600,000.00	0.00	0.00	0.00	0.00	03-01-21
				12/31/20	102.7927	(03-01-22)	616,756.20				16,756.20	*

RPT 16 853 SCHOOL DISTRICT 64
11:24:13 04 JAN 2021

A C C O U N T I N G D E T A I L - I P M S I I I - START: 12-01-20 END: 12-31-20 PAGE 2
HELD TO MATURITY

CUSIP	LOT	PAR VALUE	D E S C R I P T I O N		MATURES	COST	MTD INT	MTD INCOME	DLY INT	A.I. BAL	NXT PRN PMT	LAST CPN
	CODE	DATE	ST	ISSUED	COUPON	ACQ DATE	MTD AC/AM	INT REC/PD	TD AC/AM	DI/PR BAL	NXT INT PMT	NEXT CPND
		ORIGINAL FACE		Mkt Date	Mkt Price	AMORT DATE	%PRIN BAL			UNREAL P/L	DELAY PMTS	DUE DATE
=====												
Security Class: 100 EDUCATION FUND												
3133EJMB2	1	2,000,000.00		FED FARM CREDIT BANK		04-25-22	1,992,400.00	4,583.33*	4,756.16	152.78	10,083.33	10-25-20S
				04-25-18	2.7500	08-03-18L	1,997,227.36	172.83	0.00	4,827.36	2,772.64	04-25-21
				12/31/20	103.4416	(04-25-22)	2,068,832.00				71,604.64	*
3134GBC59	4	1,000,000.00		FHLMC		09-14-22	1,000,000.00	1,666.67*	1,666.67	55.56	5,944.44	09-14-20S
				09-14-17	2.0000	07-01-19L	1,000,000.00	0.00	0.00	0.00	0.00	03-14-21
				12/31/20	103.1383	(09-14-22)	1,031,383.00				31,383.00	*
3133EHBR3	1	1,000,000.00		FFCB		03-06-23	992,748.00	1,791.67*	1,894.03	59.72	6,868.06	09-06-20S
				03-06-17	2.1500	03-06-17L	997,250.11	102.36	0.00	4,502.11	2,749.89	03-06-21
				12/31/20	104.2717	(03-06-23)	1,042,717.00				45,466.89	*
3133EHSW4	1	1,000,000.00		FFCB		05-01-23	1,001,240.00	1,666.67*	1,648.26	55.56	3,333.33	11-01-20S
				08-01-17	2.0000	08-18-17L	1,000,520.49	-18.41	0.00	-719.51	-520.49	05-01-21
				12/31/20	104.1803	(05-01-23)	1,041,803.00				41,282.51	*
313383QR5	3	300,000.00		FEDERAL HOME LOAN BANK		06-09-23	303,651.19	812.50*	736.20	27.08	595.83	12-09-20S
				07-12-13	3.2500	07-01-19L	302,308.73	-76.30	4,875.00	-1,342.46	-2,308.73	06-09-21
				12/31/20	107.4036	(06-09-23)	322,210.80				19,902.07	*
3133EJUS6	1	2,000,000.00		FED FARM CREDIT BANK		07-17-23	2,003,000.00	4,791.67*	4,741.28	159.72	26,194.44	07-17-20S
				07-17-18	2.8750	08-15-18L	2,001,600.89	-50.39	0.00	-1,399.11	-1,600.89	01-17-21
				12/31/20	106.7181	(07-17-23)	2,134,362.00				132,761.11	*
3133EMBS0	1	1,500,000.00		FFCB		10-02-23	1,499,040.00	250.00*	276.57	8.33	741.67	10-02-20S
				10-02-20	0.2000	10-02-20L	1,499,118.83	26.57	0.00	78.83	881.17	04-02-21
				12/31/20	99.9034	(10-02-23)	1,498,551.00				-567.83	*
3134GS4L6	5	600,000.00		FHLMC 2.70% 1X CALL		03-15-24	600,000.00	1,350.00*	1,350.00	45.00	4,770.00	09-15-20S
	Call	03-15-21		03-15-19	2.7000	07-01-19L	600,000.00	0.00	0.00	0.00	0.00	03-15-21
				12/31/20	100.4482	(03-15-21)	602,689.20				2,689.20	*
3130A3GE8	1	2,000,000.00		FHLB		12-13-24	2,205,580.00	4,583.33*	606.31	152.78	2,750.00	12-13-20S
				11-06-14	2.7500	09-01-20L	2,189,678.65	-3,977.02	27,500.00	-15,901.35	-189,678.65	06-13-21
				12/31/20	109.5248	(12-13-24)	2,190,496.00				817.35	*
3133ELH23	1	1,000,000.00		FFCB		06-09-25	996,750.00	416.67*	470.25	13.89	305.56	12-09-20S
				06-09-20	0.5000	06-09-20L	997,110.12	53.58	2,500.00	360.12	2,889.88	06-09-21
				12/31/20	100.4181	(06-09-25)	1,004,181.00				7,070.88	*

RPT 16 853 SCHOOL DISTRICT 64
11:24:13 04 JAN 2021

A C C O U N T I N G D E T A I L - I P M S I I I - START: 12-01-20 END: 12-31-20 PAGE 3
HELD TO MATURITY

CUSIP	LOT	PAR VALUE	D E S C R I P T I O N	MATURES	COST	MTD INT	MTD INCOME	DLY INT	A.I. BAL	NXT PRN PMT	LAST CPN
	CODE	DATE	ST ISSUED COUPON	ACQ DATE	CURRENT BOOK	MTD AC/AM	INT REC/PD	TD AC/AM	DI/PR BAL	NXT INT PMT	NEXT CPND
		ORIGINAL FACE	Mkt Date Mkt Price	AMORT DATE	MARKET VALUE	%PRIN BAL			UNREAL P/L	DELAY PMTS	DUE DATE

Security Class: 100 EDUCATION FUND

3136G4H71	1	1,000,000.00	FNMA	08-18-25	1,000,000.00	416.67*	416.67	13.89	1,847.22		08-18-20S
	Call	02-18-22	08-18-20 0.5000	08-18-20L	1,000,000.00	0.00	0.00	0.00	0.00		02-18-21
			12/31/20 99.8261	(02-18-22)	998,261.00				-1,739.00		*
3137EAEX3	1	1,000,000.00	FHLMC	09-23-25	994,670.00	312.50*	402.01	10.42	1,000.00		09-25-20S
			09-25-20 0.3750	10-26-20L	994,863.94	89.51	0.00	193.94	5,136.06		03-23-21
			12/31/20 99.8336	(09-23-25)	998,336.00				3,472.06		*
3133ELY32	1	2,000,000.00	FFCB	07-22-26	1,997,660.00	916.67*	948.89	30.56	4,858.33		07-22-20S
			07-22-20 0.5500	08-13-20L	1,997,808.22	32.22	0.00	148.22	2,191.78		01-22-21
			12/31/20 99.9191	(07-22-26)	1,998,382.00				573.78		*

Totals: Security Class: 100 EDUCATION FUND

24,650,000.00	Int Rcvd<Pd>:	40,500.00	24,817,285.97	34,364.60	30,977.18	1145.50	105,852.97	0.00
-----	Prin Received:	0.00	24,827,203.59	1,120.18	40,500.00	36,125.19	19,604.64	0.00
	Next Mo Prin:	0.00		-4,507.60		-26,207.57	-196,808.23	
	Next Mo Int:	0.00	MKT VALUE	25,248,553.20			421,349.61	

TOTALS: 100 EDUCATION FUND

24,650,000.00	Int Rcvd<Pd>:	40,500.00	24,817,285.97	34,364.60	30,977.18	1,145.50	105,852.97
=====	Prin Received:	0.00	24,827,203.59	1,120.18	40,500.00	36,125.19	19,604.64
	Next Mo Prin:	0.00		-4,507.60		-26,207.57	-196,808.23
	Next Mo Int:	0.00	MKT VALUE	25,248,553.20			421,349.61

Security Class: 150 TORT FUND

3135G0S38	1	100,000.00	FNMA	01-05-22	100,098.00	166.67*	164.98	5.56	977.78		07-05-20S
			01-09-17 2.0000	01-11-17L	100,020.45	-1.69	0.00	-77.55	-20.45		01-05-21
			12/31/20 101.9030	(01-05-22)	101,903.00				1,882.55		*
313378CR0	1	200,000.00	FEDERAL HOME LOAN BANKS CO	03-11-22	202,368.00	375.00*	335.34	12.50	1,375.00		09-11-20S
			02-17-12 2.2500	02-03-17L	200,574.79	-39.66	0.00	-1,793.21	-574.79		03-11-21
			12/31/20 102.5324	(03-11-22)	205,064.80				4,490.01		*

RPT 16 853 SCHOOL DISTRICT 64
11:24:13 04 JAN 2021

A C C O U N T I N G D E T A I L - I P M S I I I - START: 12-01-20 END: 12-31-20 PAGE 4
HELD TO MATURITY

CUSIP	LOT	PAR VALUE	D E S C R I P T I O N	MATURES	COST	MTD INT	MTD INCOME	DLY INT	A.I. BAL	NXT PRN PMT	LAST CPN
	CODE	DATE	ST ISSUED COUPON	ACQ DATE	CURRENT BOOK	MTD AC/AM	INT REC/PD	TD AC/AM	DI/PR BAL	NXT INT PMT	NEXT CPND
		ORIGINAL FACE	Mkt Date Mkt Price	AMORT DATE	MARKET VALUE	%PRIN BAL			UNREAL P/L	DELAY PMTS	DUE DATE

Security Class: 150 TORT FUND

Totals: Security Class: 150 TORT FUND

300,000.00	Int Rcvd<Pd>:	0.00	302,466.00	541.67	500.32	18.06	2,352.78	0.00
-----	Prin Received:	0.00	300,595.24	0.00	0.00	0.00	0.00	0.00
	Next Mo Prin:	0.00		-41.35		-1,870.76	-595.24	
	Next Mo Int:	0.00	MKT VALUE	306,967.80			6,372.56	

TOTALS: 150 TORT FUND

300,000.00	Int Rcvd<Pd>:	0.00	302,466.00	541.67	500.32	18.06	2,352.78	
=====	Prin Received:	0.00	300,595.24	0.00	0.00	0.00	0.00	
	Next Mo Prin:	0.00		-41.35		-1,870.76	-595.24	
	Next Mo Int:	0.00	MKT VALUE	306,967.80			6,372.56	

Security Class: 300 OPERATIONS AND BUILDING MAINTENANCE FUND

3134GBBM3 1	200,000.00	FHLMC	03-29-21	200,000.00	333.33*	333.33	11.11	1,022.22	09-29-20S
Call 03-29-21		03-29-17 2.0000	03-29-17L	200,000.00	0.00	0.00	0.00	0.00	03-29-21
		12/31/20 100.4570	(03-29-18)	200,914.00				914.00	*
3135G0K69 2	200,000.00	FNMA	05-06-21	199,980.00	208.33*	208.72	6.94	381.94	11-06-20S
		05-16-16 1.2500	09-09-16L	199,998.37	0.39	0.00	18.37	1.63	05-06-21
		12/31/20 100.3898	(05-06-21)	200,779.60				781.23	*
3130A1W95 2	300,000.00	FEDERAL HOME LOAN BANKS CO	06-11-21	307,158.00	562.50*	458.86	18.75	375.00	12-11-20S
		05-05-14 2.2500	06-01-15L	300,554.24	-103.64	3,375.00	-6,603.76	-554.24	06-11-21
		12/31/20 100.9128	(06-11-21)	302,738.40				2,184.16	*
313379RB7 2	500,000.00	FEDERAL HOME LOAN BANKS CO	06-11-21	504,545.00	781.25*	677.70	26.04	520.83	12-11-20S
		06-05-12 1.8750	09-15-17L	500,553.35	-103.55	4,687.50	-3,991.65	-553.35	06-11-21
		12/31/20 100.7524	(06-11-21)	503,762.00				3,208.65	*
3137EAEC9 2	500,000.00	FHLMC	08-12-21	495,394.00	468.75*	548.93	15.63	2,171.88	08-12-20S
		08-12-16 1.1250	09-21-16L	499,404.22	80.18	0.00	4,010.22	595.78	02-12-21
		12/31/20 100.6139	(08-12-21)	503,069.50				3,665.28	*

RPT 16 853 SCHOOL DISTRICT 64
11:24:13 04 JAN 2021

A C C O U N T I N G D E T A I L - I P M S I I I - START: 12-01-20 END: 12-31-20 PAGE 5
HELD TO MATURITY

CUSIP	LOT	PAR VALUE	D E S C R I P T I O N	MATURES	COST	MTD INT	MTD INCOME	DLY INT	A.I. BAL	NXT PRN PMT	LAST CPN
	CODE	DATE	ST ISSUED COUPON	ACQ DATE	CURRENT BOOK	MTD AC/AM	INT REC/PD	TD AC/AM	DI/PR BAL	NXT INT PMT	NEXT CPND
		ORIGINAL FACE	Mkt Date Mkt Price	AMORT DATE	MARKET VALUE	%PRIN BAL			UNREAL P/L	DELAY PMTS	DUE DATE

=====

Security Class: 300 OPERATIONS AND BUILDING MAINTENANCE FUND

313383ZU8	1	500,000.00	FEDERAL HOME LOAN BANKS CO	09-10-21	524,960.00	1,250.00*	895.21	41.67	4,625.00		09-10-20S
			09-06-13 3.0000	07-14-15L	502,962.13	-354.79	0.00	-21,997.87	-2,962.13		03-10-21
			12/31/20 101.9929	(09-10-21)	509,964.50				7,002.37		*
3135G0Q89	1	200,000.00	FNMA	10-07-21	199,782.00	229.17*	232.92	7.64	641.67		10-07-20S
			10-07-16 1.3750	10-21-16L	199,965.19	3.75	0.00	183.19	34.81		04-07-21
			12/31/20 100.9541	(10-07-21)	201,908.20				1,943.01		*
3134GBC59	1	160,000.00	FHLMC	09-14-22	160,000.00	266.67*	266.67	8.89	951.11		09-14-20S
			09-14-17 2.0000	09-14-17L	160,000.00	0.00	0.00	0.00	0.00		03-14-21
			12/31/20 103.1383	(09-14-22)	165,021.28				5,021.28		*

Totals: Security Class: 300 OPERATIONS AND BUILDING MAINTENANCE FUND

2,560,000.00	Int Rcvd<Pd>:	8,062.50	2,591,819.00	4,100.00	3,622.34	136.67	10,689.65	0.00
-----	Prin Received:	0.00	2,563,437.50	84.32	8,062.50	4,211.78	632.22	0.00
	Next Mo Prin:	0.00		-561.98		-32,593.28	-4,069.72	
	Next Mo Int:	0.00	MKT VALUE	2,588,157.48			24,719.98	

TOTALS: 300 OPERATIONS AND BUILDING MAINTENANCE FUND

=====

2,560,000.00	Int Rcvd<Pd>:	8,062.50	2,591,819.00	4,100.00	3,622.34	136.67	10,689.65
=====	Prin Received:	0.00	2,563,437.50	84.32	8,062.50	4,211.78	632.22
	Next Mo Prin:	0.00		-561.98		-32,593.28	-4,069.72
	Next Mo Int:	0.00	MKT VALUE	2,588,157.48			24,719.98

=====

Security Class: 500 BOND AND INTEREST FUND

3135G0K69	5	200,000.00	FNMA	05-06-21	199,991.84	208.33*	208.72	6.94	381.94		11-06-20S
			05-16-16 1.2500	07-01-19L	199,998.38	0.39	0.00	6.54	1.62		05-06-21
			12/31/20 100.3898	(05-06-21)	200,779.60				781.22		*
313380GJ0	3	500,000.00	FEDERAL HOME LOAN BANKS CO	09-09-22	500,766.96	833.33*	813.33	27.78	3,111.11		09-09-20S
			08-13-12 2.0000	07-01-19L	500,411.43	-20.00	0.00	-355.53	-411.43		03-09-21
			12/31/20 103.1286	(09-09-22)	515,643.00				15,231.57		*

RPT 16 853 SCHOOL DISTRICT 64
11:24:13 04 JAN 2021

A C C O U N T I N G D E T A I L - I P M S I I I - START: 12-01-20 END: 12-31-20 PAGE 6
HELD TO MATURITY

CUSIP	LOT	PAR VALUE	D E S C R I P T I O N		MATURES	COST	MTD INT	MTD INCOME	DLY INT	A.I. BAL	NXT PRN PMT	LAST CPN
	CODE	DATE	ST	ISSUED COUPON	ACQ DATE	CURRENT BOOK	MTD AC/AM	INT REC/PD	TD AC/AM	DI/PR BAL	NXT INT PMT	NEXT CPND
		ORIGINAL FACE		Mkt Date Mkt Price	AMORT DATE	MARKET VALUE	%PRIN BAL			UNREAL P/L	DELAY PMTS	DUE DATE

Security Class: 500 BOND AND INTEREST FUND

Totals: Security Class: 500 BOND AND INTEREST FUND

700,000.00	Int Rcvd<Pd>:	0.00	700,758.80	1,041.66	1,022.05	34.72	3,493.05	0.00
-----	Prin Received:	0.00	700,409.81	0.39	0.00	6.54	1.62	0.00
	Next Mo Prin:	0.00		-20.00		-355.53	-411.43	
	Next Mo Int:	0.00	MKT VALUE	716,422.60			16,012.79	

TOTALS: 500 BOND AND INTEREST FUND

700,000.00	Int Rcvd<Pd>:	0.00	700,758.80	1,041.66	1,022.05	34.72	3,493.05	
=====	Prin Received:	0.00	700,409.81	0.39	0.00	6.54	1.62	
	Next Mo Prin:	0.00		-20.00		-355.53	-411.43	
	Next Mo Int:	0.00	MKT VALUE	716,422.60			16,012.79	

Security Class: 550 TRANSPORTATION FUND

3135G0J20 3	200,000.00	FANNIE MAE	02-26-21	198,772.00	229.17*	259.52	7.64	954.86	08-26-20S
		02-05-16 1.3750	09-13-17L	199,944.34	30.35	0.00	1,172.34	55.66	02-26-21
		12/31/20 100.1843	(02-26-21)	200,368.60				424.26	*
313379RB7 3	200,000.00	FEDERAL HOME LOAN BANKS CO	06-11-21	201,818.00	312.50*	271.08	10.42	208.33	12-11-20S
		06-05-12 1.8750	09-15-17L	200,221.34	-41.42	1,875.00	-1,596.66	-221.34	06-11-21
		12/31/20 100.7524	(06-11-21)	201,504.80				1,283.46	*
3135G0S38 2	100,000.00	FNMA	01-05-22	100,098.00	166.67*	164.98	5.56	977.78	07-05-20S
		01-09-17 2.0000	01-11-17L	100,020.45	-1.69	0.00	-77.55	-20.45	01-05-21
		12/31/20 101.9030	(01-05-22)	101,903.00				1,882.55	*
3133EMBS0 2	300,000.00	FFCB	10-02-23	299,808.00	50.00*	55.32	1.67	148.33	10-02-20S
		10-02-20 0.2000	10-02-20L	299,823.77	5.32	0.00	15.77	176.23	04-02-21
		12/31/20 99.9034	(10-02-23)	299,710.20				-113.57	*
3134GS4L6 3	200,000.00	FHLMC 2.70% 1X CALL	03-15-24	200,000.00	450.00*	450.00	15.00	1,590.00	09-15-20S
	Call	03-15-19 2.7000	03-15-19L	200,000.00	0.00	0.00	0.00	0.00	03-15-21
		12/31/20 100.4482	(03-15-21)	200,896.40				896.40	*

RPT 16 853 SCHOOL DISTRICT 64
11:24:13 04 JAN 2021

A C C O U N T I N G D E T A I L - I P M S I I I - START: 12-01-20 END: 12-31-20 PAGE 7
HELD TO MATURITY

CUSIP	LOT	PAR VALUE	D E S C R I P T I O N		MATURES	COST	MTD INT	MTD INCOME	DLY INT	A.I. BAL	NXT PRN PMT	LAST CPN
	CODE	DATE	ST	ISSUED	COUPON	ACQ DATE	MTD AC/AM	INT REC/PD	TD AC/AM	DI/PR BAL	NXT INT PMT	NEXT CPND
		ORIGINAL FACE		Mkt Date	Mkt Price	AMORT DATE	%PRIN BAL			UNREAL P/L	DELAY PMTS	DUE DATE

=====

Security Class: 550 TRANSPORTATION FUND

3136G4H71	2	100,000.00		FNMA		08-18-25	100,000.00	41.67*	41.67	1.39	184.72	08-18-20S
	Call	02-18-22		08-18-20	0.5000	08-18-20L	100,000.00	0.00	0.00	0.00	0.00	02-18-21
				12/31/20	99.8261	(02-18-22)	99,826.10			-173.90		*

Totals: Security Class: 550 TRANSPORTATION FUND

1,100,000.00	Int Rcvd<Pd>:	1,875.00	1,100,496.00	1,250.01	1,242.57	41.68	4,064.02	0.00
-----	Prin Received:	0.00	1,100,009.90	35.67	1,875.00	1,188.11	231.89	0.00
	Next Mo Prin:	0.00		-43.11		-1,674.21	-241.79	
	Next Mo Int:	0.00	MKT VALUE	1,104,209.10		4,199.20		

TOTALS: 550 TRANSPORTATION FUND

=====

1,100,000.00	Int Rcvd<Pd>:	1,875.00	1,100,496.00	1,250.01	1,242.57	41.68	4,064.02	
=====	Prin Received:	0.00	1,100,009.90	35.67	1,875.00	1,188.11	231.89	
	Next Mo Prin:	0.00		-43.11		-1,674.21	-241.79	
	Next Mo Int:	0.00	MKT VALUE	1,104,209.10		4,199.20		

=====

Security Class: 650 MUNICIPAL RETIREMENT FUND

3135G0K69	3	200,000.00		FNMA		05-06-21	199,980.00	208.33*	208.72	6.94	381.94	11-06-20S
				05-16-16	1.2500	09-09-16L	199,998.37	0.39	0.00	18.37	1.63	05-06-21
				12/31/20	100.3898	(05-06-21)	200,779.60				781.23	*
3135G0Q89	2	200,000.00		FNMA		10-07-21	199,782.00	229.17*	232.92	7.64	641.67	10-07-20S
				10-07-16	1.3750	10-21-16L	199,965.19	3.75	0.00	183.19	34.81	04-07-21
				12/31/20	100.9541	(10-07-21)	201,908.20				1,943.01	*
31383QR5	1	100,000.00		FEDERAL HOME LOAN BANK		06-09-23	101,479.80	270.83*	245.39	9.03	198.61	12-09-20S
				07-12-13	3.2500	08-03-18L	100,769.66	-25.44	1,625.00	-710.14	-769.66	06-09-21
				12/31/20	107.4036	(06-09-23)	107,403.60				6,633.94	*
3134GS4L6	1	100,000.00		FHLMC 2.70% 1X CALL		03-15-24	100,000.00	225.00*	225.00	7.50	795.00	09-15-20S
	Call	03-15-21		03-15-19	2.7000	03-15-19L	100,000.00	0.00	0.00	0.00	0.00	03-15-21
				12/31/20	100.4482	(03-15-21)	100,448.20				448.20	*

RPT 16 853 SCHOOL DISTRICT 64
11:24:13 04 JAN 2021

A C C O U N T I N G D E T A I L - I P M S I I I - START: 12-01-20 END: 12-31-20 PAGE 8
HELD TO MATURITY

CUSIP	LOT	PAR VALUE	D E S C R I P T I O N	MATURES	COST	MTD INT	MTD INCOME	DLY INT	A.I. BAL	NXT PRN PMT	LAST CPN
	CODE	DATE	ST ISSUED COUPON	ACQ DATE	CURRENT BOOK	MTD AC/AM	INT REC/PD	TD AC/AM	DI/PR BAL	NXT INT PMT	NEXT CPND
		ORIGINAL FACE	Mkt Date Mkt Price	AMORT DATE	MARKET VALUE	%PRIN BAL			UNREAL P/L	DELAY PMTS	DUE DATE

Security Class: 650 MUNICIPAL RETIREMENT FUND

Totals: Security Class: 650 MUNICIPAL RETIREMENT FUND

600,000.00	Int Rcvd<Pd>:	1,625.00		601,241.80	933.33	912.03	31.11	2,017.22		0.00
-----	Prin Received:	0.00		600,733.22	4.14	1,625.00	201.56	36.44		0.00
	Next Mo Prin:	0.00			-25.44		-710.14	-769.66		
	Next Mo Int:	0.00	MKT VALUE	610,539.60				9,806.38		

TOTALS: 650 MUNICIPAL RETIREMENT FUND

600,000.00	Int Rcvd<Pd>:	1,625.00		601,241.80	933.33	912.03	31.11	2,017.22		
=====	Prin Received:	0.00		600,733.22	4.14	1,625.00	201.56	36.44		
	Next Mo Prin:	0.00			-25.44		-710.14	-769.66		
	Next Mo Int:	0.00	MKT VALUE	610,539.60				9,806.38		

Security Class: 700 SOCIAL SECURITY FUND

313379RB7 1	100,000.00	FEDERAL HOME LOAN BANKS CO	06-11-21	100,909.00	156.25*	135.54	5.21	104.17		12-11-20S
		06-05-12 1.8750	09-15-17L	100,110.67	-20.71	937.50	-798.33	-110.67		06-11-21
		12/31/20 100.7524	(06-11-21)	100,752.40				641.73		*
3130A9H53 1	100,000.00	FHLB	09-30-21	100,076.00	151.67*	150.04	5.06	460.06		09-30-20S
		09-30-16 1.8200	09-29-17L	100,014.47	-1.63	0.00	-61.53	-14.47		03-31-21
		12/31/20 101.2745	(09-30-21)	101,274.50				1,260.03		*
3133EJMB2 2	100,000.00	FED FARM CREDIT BANK	04-25-22	99,620.00	229.17*	237.81	7.64	504.17		10-25-20S
		04-25-18 2.7500	08-03-18L	99,861.37	8.64	0.00	241.37	138.63		04-25-21
		12/31/20 103.4416	(04-25-22)	103,441.60				3,580.23		*
3133EJUS6 2	100,000.00	FED FARM CREDIT BANK	07-17-23	100,150.00	239.58*	237.06	7.99	1,309.72		07-17-20S
		07-17-18 2.8750	08-15-18L	100,080.04	-2.52	0.00	-69.96	-80.04		01-17-21
		12/31/20 106.7181	(07-17-23)	106,718.10				6,638.06		*
3134GS4L6 2	100,000.00	FHLMC 2.70% 1X CALL	03-15-24	100,000.00	225.00*	225.00	7.50	795.00		09-15-20S
Call	03-15-21	03-15-19 2.7000	03-15-19L	100,000.00	0.00	0.00	0.00	0.00		03-15-21
		12/31/20 100.4482	(03-15-21)	100,448.20				448.20		*

RPT 16 853 SCHOOL DISTRICT 64
11:24:13 04 JAN 2021

A C C O U N T I N G D E T A I L - I P M S I I I - START: 12-01-20 END: 12-31-20 PAGE 9
HELD TO MATURITY

CUSIP	LOT	PAR VALUE	D E S C R I P T I O N	MATURES	COST	MTD INT	MTD INCOME	DLY INT	A.I. BAL	NXT PRN PMT	LAST CPN
	CODE	DATE	ST ISSUED COUPON	ACQ DATE	CURRENT BOOK	MTD AC/AM	INT REC/PD	TD AC/AM	DI/PR BAL	NXT INT PMT	NEXT CPND
		ORIGINAL FACE	Mkt Date Mkt Price	AMORT DATE	MARKET VALUE	%PRIN BAL			UNREAL P/L	DELAY PMTS	DUE DATE

Security Class: 700 SOCIAL SECURITY FUND

Totals: Security Class: 700 SOCIAL SECURITY FUND

500,000.00	Int Rcvd<Pd>:	937.50		500,755.00	1,001.67	985.45	33.40	3,173.12	0.00
-----	Prin Received:	0.00		500,066.55	8.64	937.50	241.37	138.63	0.00
	Next Mo Prin:	0.00			-24.86		-929.82	-205.18	
	Next Mo Int:	0.00	MKT VALUE	512,634.80				12,568.25	

TOTALS: 700 SOCIAL SECURITY FUND

500,000.00	Int Rcvd<Pd>:	937.50		500,755.00	1,001.67	985.45	33.40	3,173.12	
=====	Prin Received:	0.00		500,066.55	8.64	937.50	241.37	138.63	
	Next Mo Prin:	0.00			-24.86		-929.82	-205.18	
	Next Mo Int:	0.00	MKT VALUE	512,634.80				12,568.25	

Security Class: 800 WORKING CASH FUND

3133ELH23 2	500,000.00	FFCB		06-09-25	498,375.00	208.33*	235.12	6.94	152.78	12-09-20S
		06-09-20	0.5000	06-09-20L	498,555.06	26.79	1,250.00	180.06	1,444.94	06-09-21
		12/31/20	100.4181	(06-09-25)	502,090.50				3,535.44	*
3136G4H71 3	300,000.00	FNMA		08-18-25	300,000.00	125.00*	125.00	4.17	554.17	08-18-20S
Call	02-18-22	08-18-20	0.5000	08-18-20L	300,000.00	0.00	0.00	0.00	0.00	02-18-21
		12/31/20	99.8261	(02-18-22)	299,478.30				-521.70	*

Totals: Security Class: 800 WORKING CASH FUND

800,000.00	Int Rcvd<Pd>:	1,250.00		798,375.00	333.33	360.12	11.11	706.95	0.00
-----	Prin Received:	0.00		798,555.06	26.79	1,250.00	180.06	1,444.94	0.00
	Next Mo Prin:	0.00			0.00		0.00	0.00	
	Next Mo Int:	0.00	MKT VALUE	801,568.80				3,013.74	

TOTALS: 800 WORKING CASH FUND

800,000.00	Int Rcvd<Pd>:	1,250.00		798,375.00	333.33	360.12	11.11	706.95	
=====	Prin Received:	0.00		798,555.06	26.79	1,250.00	180.06	1,444.94	
	Next Mo Prin:	0.00			0.00		0.00	0.00	
	Next Mo Int:	0.00	MKT VALUE	801,568.80				3,013.74	

CUSIP	LOT	PAR VALUE	D E S C R I P T I O N		MATURES	COST	MTD INT	MTD INCOME	DLY INT	A.I. BAL	NXT PRN PMT	LAST CPN
	CODE	DATE	ST	ISSUED	COUPON	ACQ DATE	CURRENT BOOK	MTD AC/AM	INT REC/PD	TD AC/AM	DI/PR BAL	NXT INT PMT
		ORIGINAL FACE		Mkt Date	Mkt Price	AMORT DATE	MARKET VALUE	%PRIN BAL			UNREAL P/L	DELAY PMTS
												DUE DATE

Portfolio Totals : HELD TO MATURITY

PAR VALUE	PAYMENTS	COST	MTD INT	MTD INCOME	DLY INT	A.I. BAL	NXT PRN PMT
		CURRENT BOOK	MTD AC/AM	INT REC/PD	TD AC/AM	DI/PR BAL	NXT INT PMT
		MARKET VALUE				UNREAL P/L	DELAY PMTS
							DUE DATE
31,210,000.00	Int Rcvd<Pd>:	54,250.00	31,413,197.57	43,566.27	39,622.06	1,452.25	0.00
	Prin Received:	0.00	31,391,010.87	1,280.13	54,250.00	42,154.61	0.00
	Next Mo Prin:	0.00		-5,224.34		-64,341.31	
	Next Mo Int:	0.00					
	Next Mo Int:	0.00MKT VALUE	31,889,053.38			498,042.51	